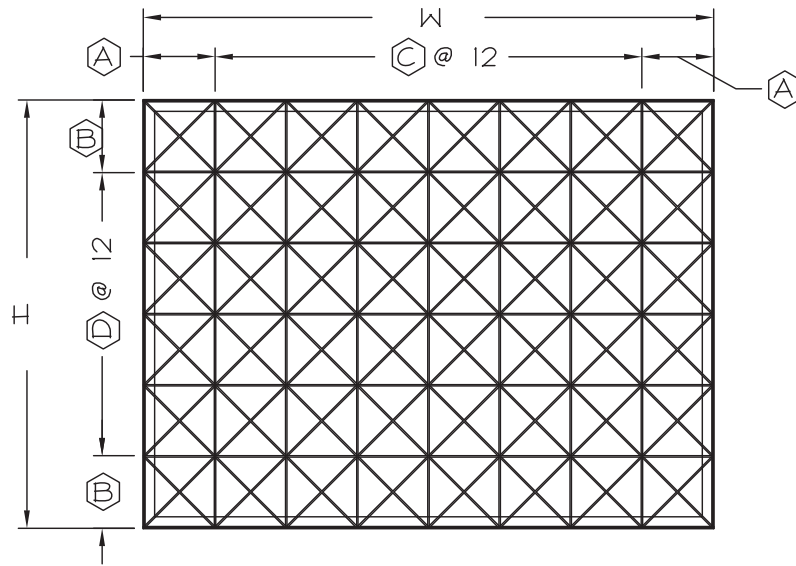
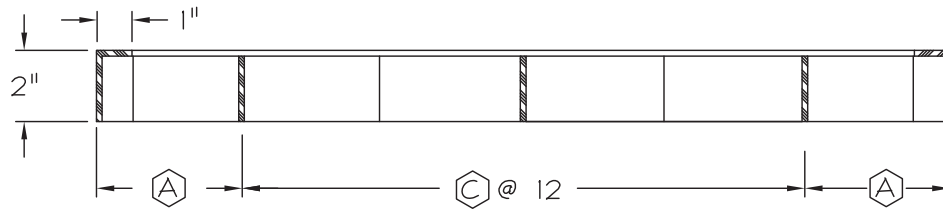


# STATIONARY ALUMINUM DECORATIVE GRILLE

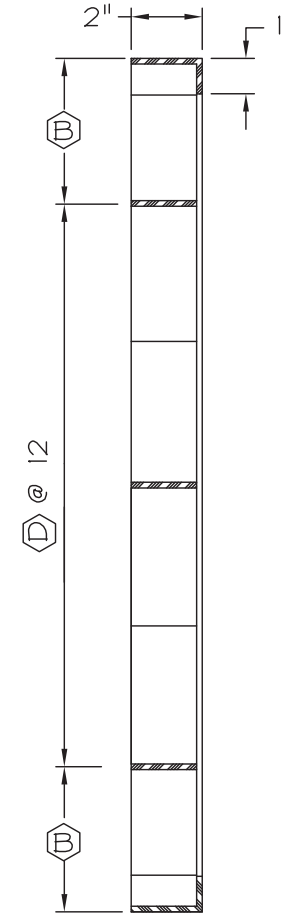
GBF-10/SERIES



TYPICAL ELEVATION



HORIZONTAL SECTION



VERTICAL SECTION

**STANDARD CONSTRUCTION:**

FRAME: .080" THK. FORMED ALUM. 5005-H34  
 BLADES: .080"-.125" THK. FORMED ALUM. OR EXTRUDED ALUM.  
 FASTENERS: STEEL POP-RIVETS EXPOSED TO VIEW  
 SCREEN: 1/2" WIRE MESH 19 GAUGE GALVANIZED SCREEN NO FRAME  
 FINISH: MILL

**NOTES:**

1. ALL LOUVERS TO BE FABRICATED 3/8" UNDER LISTED OPENING SIZES UNLESS SPECIFIED "ACTUAL"
2. ALL OPENING SIZES TO BE FIELD VERIFIED AND GUARANTEED BY OTHERS PRIOR TO FABRICATION.
3. OTHER SURROUNDING FINISHES ARE FOR REFERENCES ONLY AND TO BE SUPPLIED BY OTHERS.

**LOUVER SCHEDULE**

TAG	QTY	SIZE (WXH)	NOTES



DEPENDABLE PRODUCTS SINCE 1955

1855 SOUTH 54TH AVENUE, CICERO, IL. 60650

ARCH/ENGR:		CUSTOMER:	
PROJECT:		TITLE: GBF-10/SERIES	
DATE:	DRAWN:	DRWG #:	
SCALE:	CHKD:		