

Fire/Smoke Damper Airfoil Blade – Model 782 & 782-3 CLASS II

***782 (1-1/2 hr.) rated *782-3 (3 hr.) rated**

Features – U.L. rated for dynamic closure & leakage CLASS II @ 250°F (176°C) , for use in a 2 hour (782 Model) or 4 hour (782-3 Model) wall or partition. Meets NFPA 90A & UL555 & UL555S. Meets California State Fire Marshal requirements.

STANDARD CONSTRUCTION

FRAME

4-5/16" (110) deep, 16 gauge (1.6) galvanized steel

BLADES

6 1/2" (165) wide, double wall 20 gauge (1.0) galvanized steel in airfoil shape, equivalent to a 14-gauge (1.9) single skin blade.
(Bottom blade width may vary depending on damper height)

BLADE AXLES & BEARINGS

AXLES – 7/16" (11) Plated hex mechanically fastened to blade
BEARINGS – Bronze oil impregnated

LINKAGE

Plated steel in opposed blade configuration, concealed inside the jamb.
Operator shaft is 1/2" (13) steel rod extending 4-1/2" (114) from damper side

SEALS

Extruded Silicone blade seals and stainless steel jamb seals

MAXIMUM UL CLASSIFIED LEAKAGE CLASS I SIZES

Single section assemblies:
782, 782-3 32"W x 48"H Vertical
32"W x 36"H Horizontal

MULTIPLE SECTIONS

Multiple section assemblies: (made of sections no larger than above sizes)
782 (128" x 96") (3251 x 2438) vertical or horizontal mount
782-3 (128" x 48" max.) (3251 x 1219) vertical or horizontal mount

MINIMUM UL CLASSIFIED LEAKAGE CLASS II SIZE

8"W x 8"H (305 x 203)

SLEEVE

18 ga. x 16" (1.3 x 406) deep galvanized steel

UNDERSIZED

1/4" under ordered size unless specified Exact or Actual

FINISH

Galvanized

HEAT SENSOR

160° (73° C)

OPERATOR

Refer to UL approved actuator chart
(Specify external or internal mounting)

OPTIONAL CONSTRUCTION

HEAT SENSOR - 250° (176° C)

SPECIFIED MATERIAL – Available in stainless steel

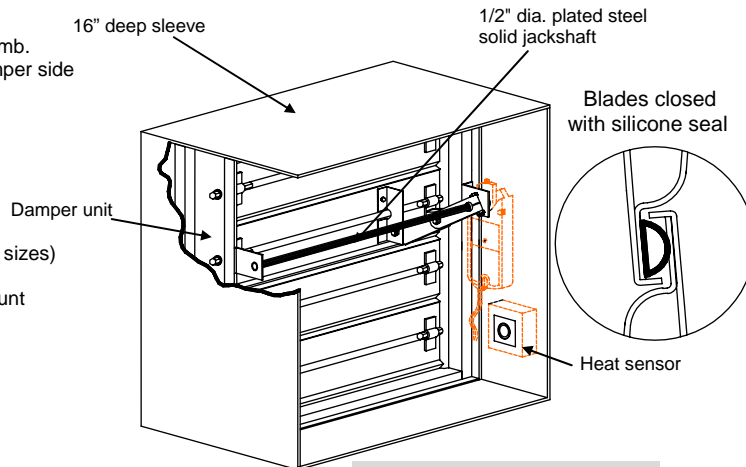
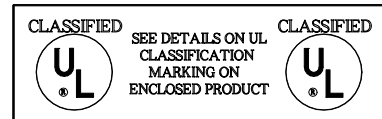
SLEEVE AND DUCTWORK CONNECTION – 10 ga.(3.5) to 20 ga. (1.0) galvanized steel to 30" (762) in length. – Transitions available in: round, oval, rectangular or custom. Factory can install access door, retaining angles, flange connections, or security bars

SPECIAL PURPOSE CONSTRUCTION

- Full welded corner assembly
- Security bars (mounted in sleeve)
- Filter Racks
- Face and Bypass dual mixing damper configuration



03225-0751-106



APPROVED ACTUATORS

| | Honeywell | Siemens | Belimo |
|-------------|-----------|-----------|-------------|
| 24 Vac - | ML 8115 | GND121.1U | FSNF24 US* |
| | MS 8209 | GND126.1U | |
| | MS 8120 | GGD121.1U | |
| 120 Vac - | ML 4115 | GND221.1U | FSNF120 US* |
| | MS 4209 | GND226.1U | |
| | MS 4120 | GGD221.1U | |
| 230 Vac - | | GND321.1U | |
| | | GGD321.1U | |
| Pneumatic - | | 331-2961 | |
| | | 331-3060 | |
| | | 331-4826 | |

* Only for dampers up to 24" x 24"

ACCESSORIES

- Smoke Detector
- Indicator Switches
- Monitoring Station
- Dual Sensors

* Dampers 11" (279) high and under will be single blade, and extend from the frame proportionately.

| | | | | |
|---------|-----------|---|---|-------------|
| DATE | ARCHITECT | | | ENGINEER |
| PROJECT | | | | |
| ITEM | QTY | W | H | DESCRIPTION |
| | | | | |
| | | | | |
| | | | | |
| | | | | |



DEPENDABLE PRODUCTS SINCE 1955

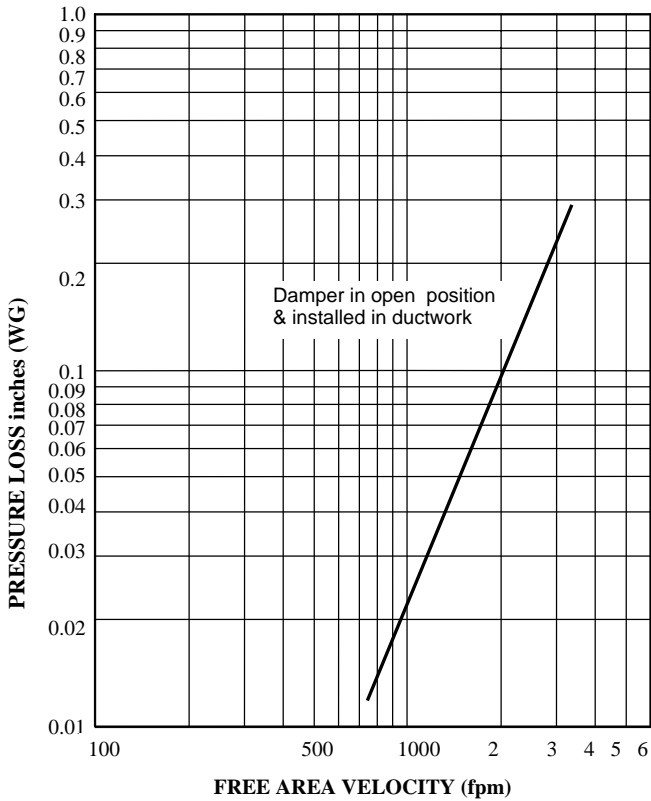
SAFE-AIR OF ILLINOIS, INC.

Engineering and General Offices

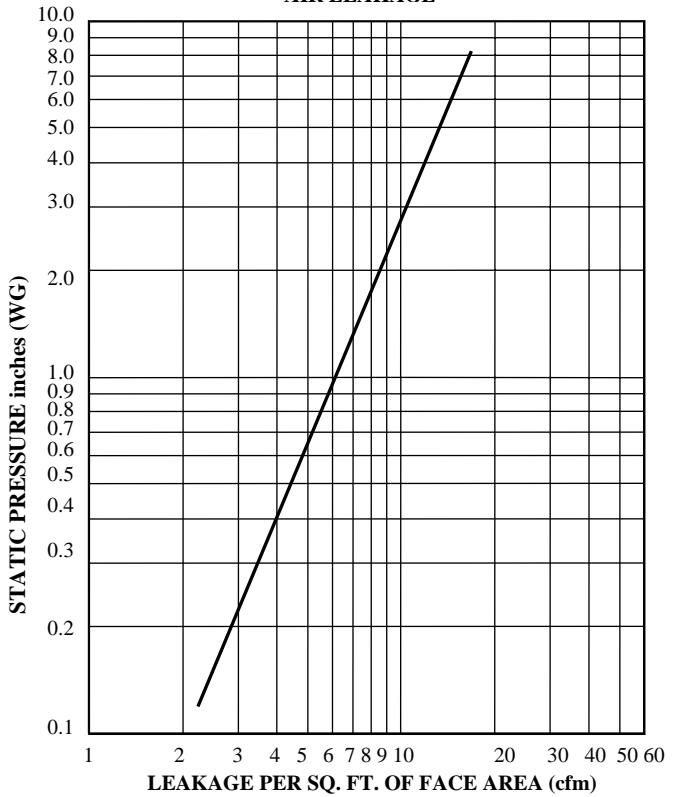
1855 South 54th Avenue, Cicero, Illinois 60804

Phone 708-652-9100 FAX 708-652-9158

AIR PERFORMANCE



AIR LEAKAGE



The graph above shows the results of a 32"W x 48"H (813 x 1219) test sample.

CALCULATING PRESSURE LOSS:

Based upon a given flow rate (in CFM), the flowing pressure loss may be determined from the "air performance graph, knowing the sq. ft. of free area of the damper. Alternately, the free area may be determined based upon a volumetric flow rate and a maximum pressure loss. Utilizing the "air performance" graph.

_____ in. W.C. Max. Pressure Loss Intake or Exhaust
 _____ FPM (Free Area Velocity From "Air Performance" Graph)
 _____ CFM / _____ FPM Free Area Velocity = _____ Sq. Ft. Free Area

Model 782M (1-1/2 hr.) rated CLASS II
Model 782M-3 (3 hr.) rated CLASS II

FREE AREA CALCULATIONS IN SQ. FT.

| | | WIDTH | | | | | |
|--------|------|-------|------|------|------|------|------|
| | | 12 | 16 | 20 | 24 | 28 | 32 |
| HEIGHT | 12 | 0.55 | 0.76 | 1.00 | 1.21 | 1.43 | 1.64 |
| | 16 | 0.87 | 1.20 | 1.53 | 1.86 | 2.19 | 2.52 |
| | 20 | 1.09 | 1.51 | 1.93 | 2.34 | 2.76 | 3.18 |
| | 24 | 1.32 | 1.82 | 2.33 | 2.83 | 3.33 | 3.84 |
| | 28 | 1.62 | 2.24 | 2.86 | 3.48 | 4.10 | 4.71 |
| | 32 | 1.85 | 2.55 | 3.26 | 3.96 | 4.67 | 5.37 |
| | 36 | 2.08 | 2.87 | 3.66 | 4.45 | 5.24 | 6.03 |
| | 40 | 2.38 | 3.28 | 4.19 | 5.09 | 6.00 | 6.91 |
| 44 | 2.60 | 3.60 | 4.59 | 5.58 | 6.57 | 7.56 | |
| 48 | 2.83 | 3.91 | 4.99 | 6.06 | 7.14 | 7.94 | |