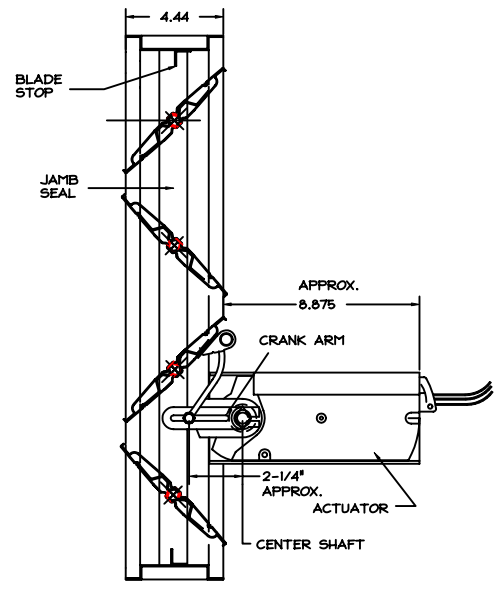


ELEVATION

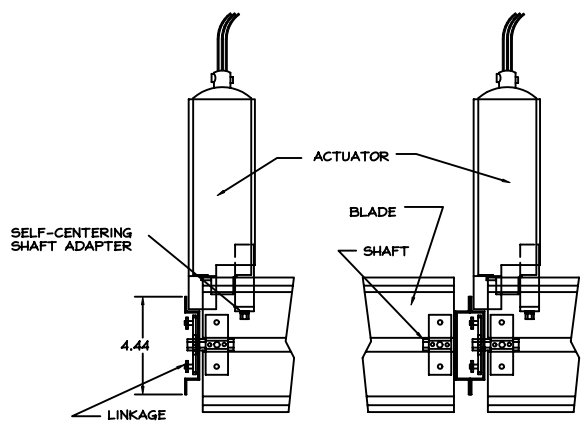
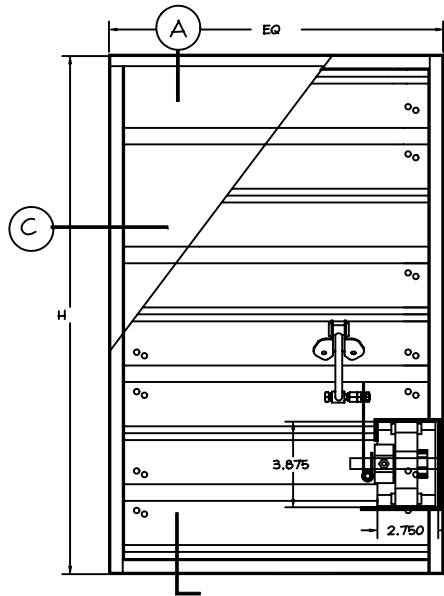


VERT. SECT "A"

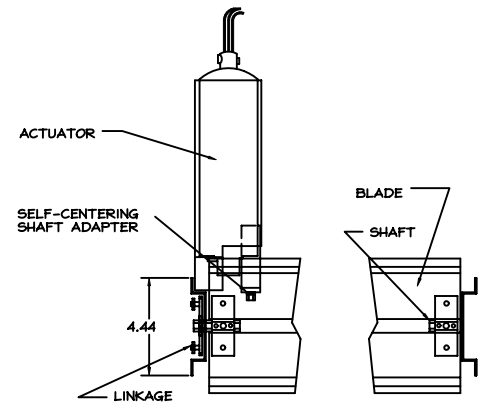
**STANDARD CONSTRUCTION**  
 MODEL: 650-207X-OX  
 FRAME: 4-7/16" X 14 GA. GALV. STEEL  
 BLADES: 6-1/2" WIDE 14 GA. GALV. STEEL  
 AXLES: 7/16" PLATED HEX  
 BEARINGS: BRONZE OIL IMPREGNATED  
 LINKAGE: CONCEALED IN JAMB, PLATED STEEL  
 SEALS: NEOPRENE BLADE EDGE SEAL AND SSTL. JAMB SEAL  
 OPERATOR: SIEMENS GGD221, 120 V. 2-POS.  
 JAMB SEAL  
 FINISH: NATURAL MILL

- NOTES:**
1. ALL DAMPERS TO BE FABRICATED 1/4" UNDER LISTED SIZES UNLESS OTHERWISE SPECIFIED "ACTUAL"
  2. ALL OPENING SIZES TO BE FIELD VERIFIED BY OTHERS PRIOR TO FABRICATION.
  3. THIS DRAWING IS FOR INFORMATION ONLY, ACTUAL CONSTRUCTION MAY VARY ACCORDING TO SIZE.

DAMPER SCHEDULE			
TAG	QTY	OPNG SIZE (W x H)	NOTES



HOR. SECT "B"



HOR. SECT "C"

CONTROL DAMPER  
 W/ DIRECT DRIVE  
 ACTUATOR

**SAFE-AIR** DOWCO®  
 1655 SOUTH 54TH AVENUE, CICERO, ILL. 60650  
 DEPENDABLE PRODUCTS SINCE 1965

ARCH/ENGR: \_\_\_\_\_ CUSTOMER: \_\_\_\_\_

REV.	DESCRIPTION	DATE	BY	PROJECT:	TITLE:
					650 / SERIES
				DATE: 8/13/03	DRAWN: JON.JR. DRNG #: D-911 (1/1)
				CHKD: JN	