

Drainable Blade Louver in 2" thick frame design - Model DWE-02

Design Features – High Performance patented design allowing maximum airflow with minimum outside element or water penetration.

STANDARD CONSTRUCTION

ALL MATERIAL – EXTRUDED ALUMINUM 6063-T5 (KB-45)

FRAME

DWE – 02" thick, is .063" extruded aluminum in style #3.

BLADES

DWE – 02" are .081" extruded aluminum, apx. spacing is 2" @ 45°

MAXIMUM SIZE

Unlimited, with mullions, structural bracing supplied by others

MAXIMUM FACTORY ASSEMBLY SIZE

120" w x 72" H" or 72" w x 120" H

(allows for best handling)

(Type of finish may limit maximum single section)

MULLION

Invisible

MINIMUM SIZE

6" w x 6" H

UNDERSIZED

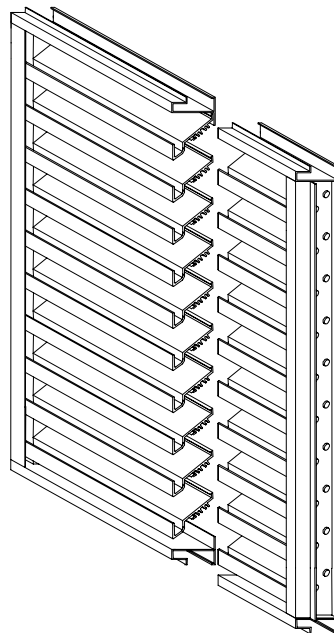
1/4" under ordered size unless specified Exact or Actual

SCREEN

3/4" .051" flattened expanded aluminum bird screen no frame

FINISH

Mill



PERFORMANCE
Point of water penetration 510 fpm
Free area 48 x 48 section 48%

OPTIONAL CONSTRUCTION

SCREEN - Many styles available please consult screen listing

FINISH – Air-dry primer, polyurethane, epoxy, or enamel. Baked epoxy, Anodize or Kynar

MULLION – Visible for architectural preference

SPECIAL PURPOSE CONSTRUCTION

Special Shapes; Triangle, Trapezoid, etc.

Fully welded construction

Security bars

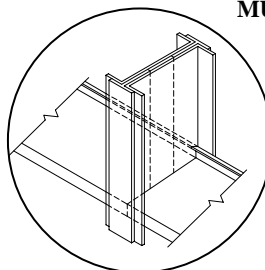
Filter racks

Hinged as walk through door or for swing out access

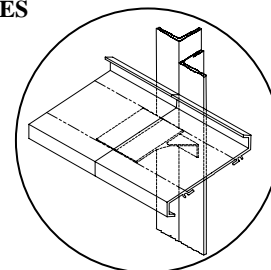
Sleeved for ductwork connection

** Consult SAFE-AIR/DOWCO for additional technical information.

MULLION STYLES

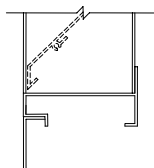


Visible

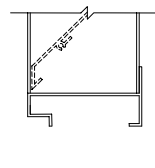


Invisible

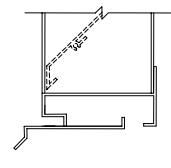
FRAME STYLE



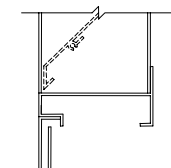
1- Flange (1.5")



3 - Box

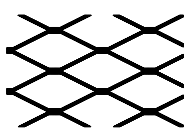


8- Box with Sill Extension




9 - Flange with Sub Frame

TYPICAL SCREEN STYLES



Expanded Aluminum Standard



Wire Mesh

DATE	ARCHITECT			CUSTOMER
PROJECT				
ITEM	QTY	W	H	DESCRIPTION



DEPENDABLE PRODUCTS SINCE 1955

SAFE-AIR OF ILLINOIS INC.

Engineering and General Offices

1855 South 54th Avenue, Cicero, Illinois 60804

Phone 708-652-9100 FAX 708-652-9158