

Industrial Control Dampers – Models ARO-2 & ARM-2

Design Features – Galvanized Steel Industrial Control Damper with corrugated V-blade design for low-pressure drop and high static pressure applications in industrial systems.

STANDARD CONSTRUCTION

FRAME

8" x 2" x 14 gauge galvanized steel channel to 1/4" steel channel

BLADES

5" to 8" wide, 16 gauge galvanized steel to 1/4" thk.

ARO – Opposed Blade

ARM – Parallel Blade

BLADE AXLES & BEARINGS

AXLE – 1/2" to 1" dia.

BEARING – 2-bolt flange

LINKAGE

Plated steel linkage concealed in channel (standard construction)

MAXIMUM SIZE

Unlimited, with mullions, structural bracing supplied by others

MAXIMUM SINGLE SECTION

48" W x 96" H (I.D)

MINIMUM SIZE

6" W x 6" H (I.D)

MAXIMUM TEMPERATURE

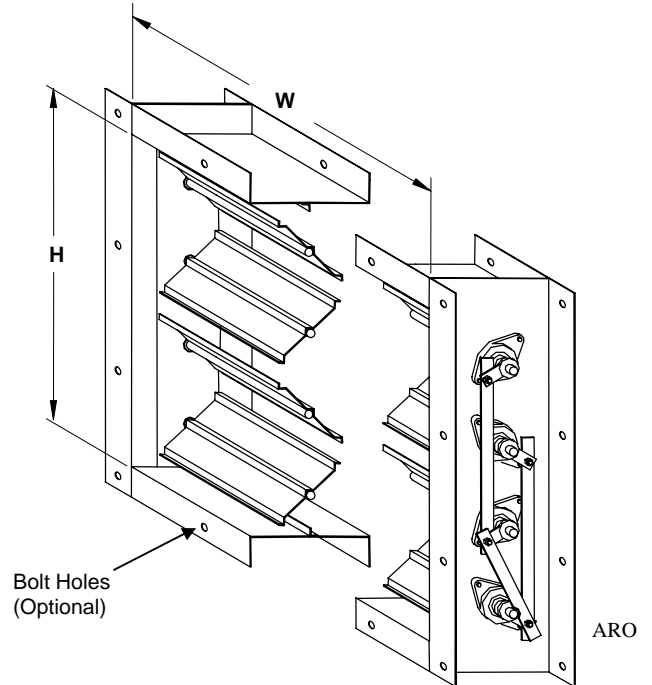
350 Deg. Fahrenheit

FINISH

Mill Finish

OPERATOR

None



OPTIONAL CONSTRUCTION

SPECIFIED MATERIAL – Available in stainless steel

BLADE AXLES & BEARINGS – 1-1/2" to 2" dia

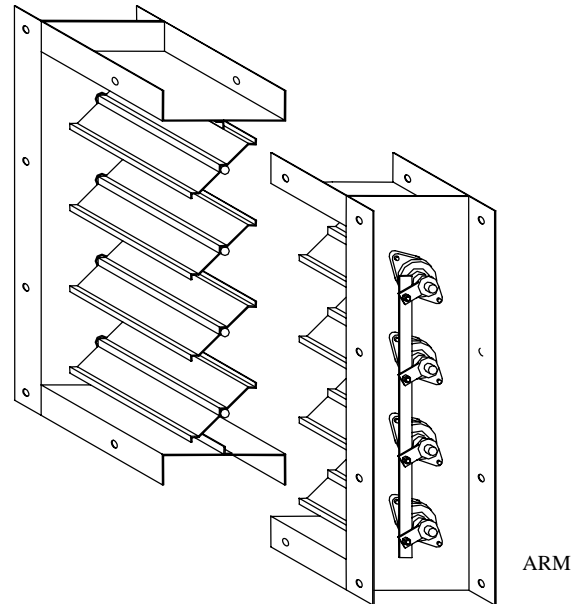
SLEEVE AND DUCTWORK CONNECTION – 10 ga. to 16 ga. galvanized steel to 30" in length. – Transitions available in: round, oval, rectangular or custom. Factory can install access door, retaining angles, or flange connections.

FINISH – Air-dry primer, polyurethane, epoxy, or enamel, Baked epoxy or special finishes available

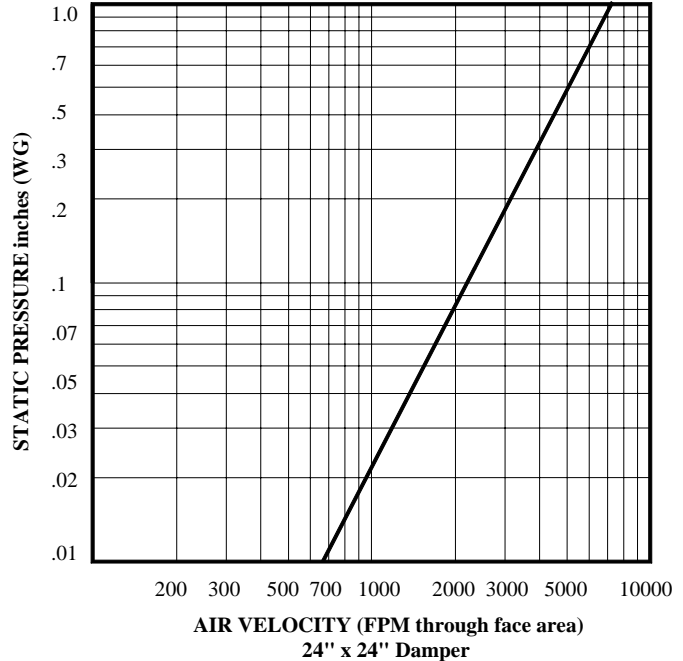
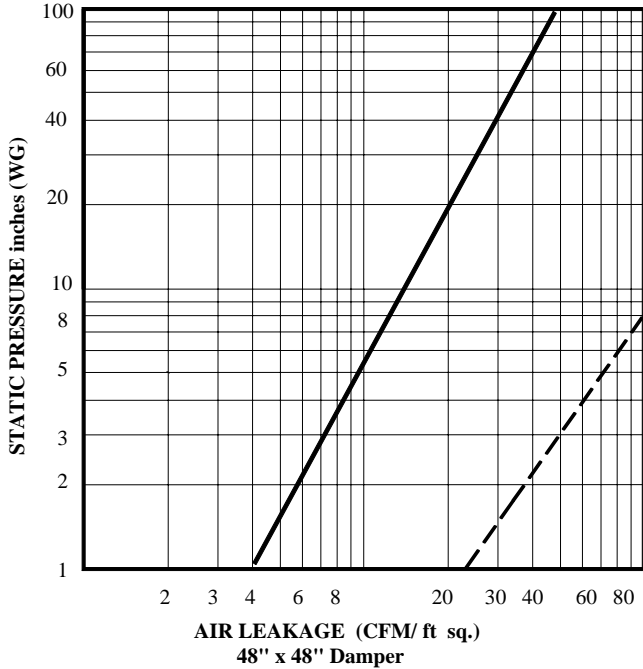
OPERATOR – Manual, electric or pneumatic, please consult operator listing. (Operator type and location will affect the temperature rating of the damper)

SEALS – Silicone Blade seals and Stainless Steel jamb seals available

BOLT HOLES – Bolt Holes in flange available



DATE	ARCHITECT			CUSTOMER
PROJECT				
ITEM	QTY	W	H	DESCRIPTION



SOLID LINE – LEAKAGE W/ SEALS —————

DASHED LINE – LEAKAGE W/OUT SEALS - - - - -

FREE AREA CALCULATIONS IN SQ. FT.

WIDTH

Damper Width Inches	Maximum Static Pressure (W.G.)	Maximum Velocity
12"	22"	8000 FPM
24"	16"	8000 FPM
36"	14"	8000 FPM
48"	12"	8000 FPM

HEIGHT

Inches	12	16	20	24	28	32	36	40	44	48
12	0.88	1.17	1.46	1.75	2.05	2.34	2.63	2.92	3.21	3.50
16	1.21	1.62	2.02	2.42	2.82	3.23	3.63	4.03	4.44	4.84
20	1.48	1.98	2.47	2.96	3.46	3.95	4.44	4.94	5.43	5.92
24	1.75	2.34	2.92	3.50	4.09	4.67	5.25	5.84	6.42	7.00
28	2.03	2.70	3.37	4.05	4.72	5.39	6.07	6.74	7.41	8.09
32	2.36	3.14	3.93	4.71	5.50	6.28	7.07	7.85	8.64	9.42
36	2.63	3.50	4.38	5.25	6.13	7.00	7.88	8.75	9.63	10.50
40	2.90	3.87	4.83	5.80	6.76	7.73	8.69	9.66	10.62	11.59
44	3.17	4.23	5.28	6.34	7.39	8.45	9.50	10.56	11.62	12.67
48	3.50	4.67	5.84	7.00	8.17	9.34	10.50	11.67	12.84	14.00
52	3.78	5.03	6.29	7.55	8.80	10.06	11.32	12.57	13.83	15.09
56	4.05	5.39	6.74	8.09	9.44	10.78	12.13	13.48	14.82	16.17
60	4.32	5.75	7.19	8.63	10.07	11.50	12.94	14.38	15.82	17.25
64	4.65	6.20	7.75	9.30	10.85	12.39	13.94	15.49	17.04	18.59
68	4.92	6.56	8.20	9.84	11.48	13.12	14.75	16.39	18.03	19.67
72	5.19	6.92	8.65	10.38	12.11	13.84	15.57	17.30	19.03	20.75
76	5.53	7.37	9.21	11.05	12.89	14.73	16.57	18.41	20.25	22.09
80	5.80	7.73	9.66	11.59	13.52	15.45	17.38	19.31	21.24	23.17
84	6.07	8.09	10.11	12.13	14.15	16.17	18.19	20.21	22.23	24.25
88	6.40	8.53	10.66	12.80	14.93	17.06	19.19	21.32	23.46	25.59
92	6.67	8.89	11.12	13.34	15.56	17.78	20.00	22.23	24.45	26.67
96	6.94	9.25	11.57	13.88	16.19	18.50	20.82	23.13	25.44	27.75