

## Weather Protective Blade Louver in 6" thick frame design Model LEC-06

**Design Features** – Traditional straight architectural design with blades fixed at a 45° angle.

### STANDARD CONSTRUCTION

ALL MATERIAL – EXTRUDED ALUMINUM 6063-T5 (KB-45)

#### FRAME

LEC – 06" (152) thick, is .081 (2.1) extruded aluminum in style #3.

#### BLADES

LEC – 06" (152) are .094" (2.4) extruded alum. approx. spacing is 6 1/2" (165) @ 45°

#### MAXIMUM SIZE

Unlimited, with mullions, structural bracing supplied by others

#### MAXIMUM FACTORY ASSEMBLY SIZE

120" w x 84" h or 84" w x 120" h

(allows for best handling)

(Type of finish may limit maximum single section)

#### MULLION

Invisible

#### MINIMUM SIZE

12" w x 12" h (305 x 305)

#### UNDERSIZED

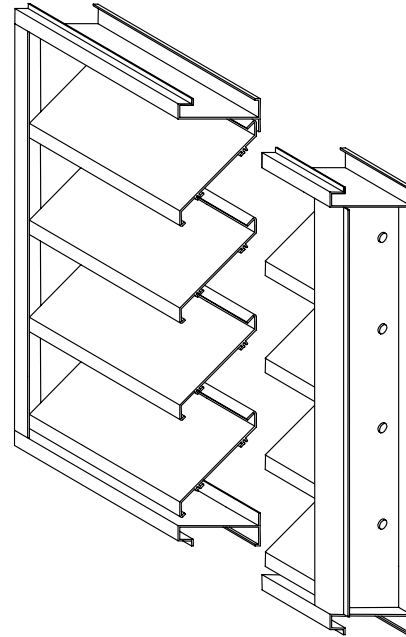
1/4" (6) under ordered size unless specified Exact or Actual

#### SCREEN

3/4" .051" (1.3 x 19) flattened expanded aluminum bird screen no frame

#### FINISH

Mill



PERFORMANCE
Point of water penetration 906 fpm (276)
Free area 48 x 48 section 56%

### OPTIONAL CONSTRUCTION

**FRAME** – Available in a heavier extrusion of .125" (3.2)

**BLADES** – Available in a heavier extrusion of .125" (3.2) (4" Deep Only)

**SCREEN** - Many styles available please consult screen listing

**FINISH** – Air-dry primer, polyurethane, epoxy, or enamel. Baked epoxy, Anodize or Kynar

**MULLION** – Visible for architectural preference

### SPECIAL PURPOSE CONSTRUCTION

Special Shapes; Round, Triangle, Trapezoid, Octagon, etc.

Fully welded construction

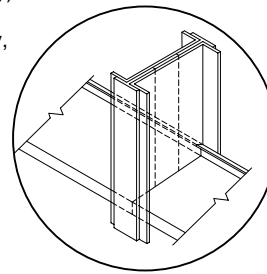
Security bars

Filter racks

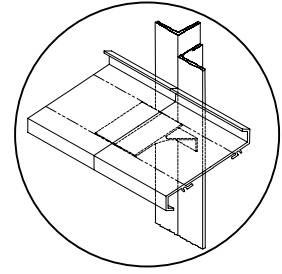
Hinged as walk through door or for swing out access

Sleeved for ductwork connection

### MULLION STYLES

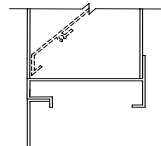


Visible

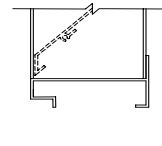


Invisible

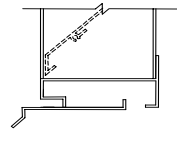
### FRAME STYLE



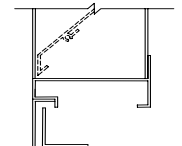
1- Flange (1.5")



3 – Box

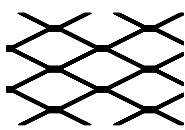


8- Box with Sill Extension




9 - Flange with Sub Frame

### TYPICAL SCREEN STYLES




Expanded Aluminum Standard



Wire Mesh

DATE	ARCHITECT	CUSTOMER	
PROJECT			
ITEM	QTY	W	H



SAFE-AIR/DOWCO certifies that the LEC-06 louver shown herein is licensed to bear the AMCA Seal. The ratings shown are based on tests and procedures performed in accordance with AMCA Publication 511 and comply with the requirements of the AMCA Certified Ratings Program. The AMCA Certified Ratings Seal applies to air performance ratings and water penetration ratings.



DEPENDABLE PRODUCTS SINCE 1955

**SAFE-AIR OF ILLINOIS INC.**

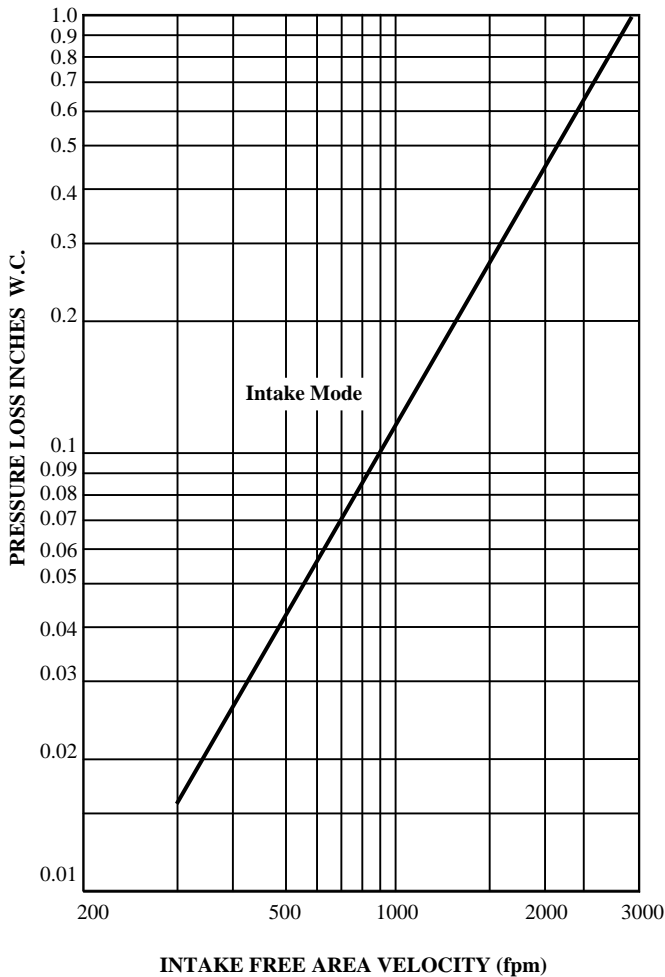
Engineering and General Offices

1855 South 54<sup>th</sup> Avenue, Cicero, Illinois 60804

Phone 708-652-9100 FAX 708-652-9158

All tests performed at an independent laboratory and based on AMCA standard 511 – 91 for air performance and water penetration.

### AIR PERFORMANCE



### CALCULATING PRESSURE LOSS

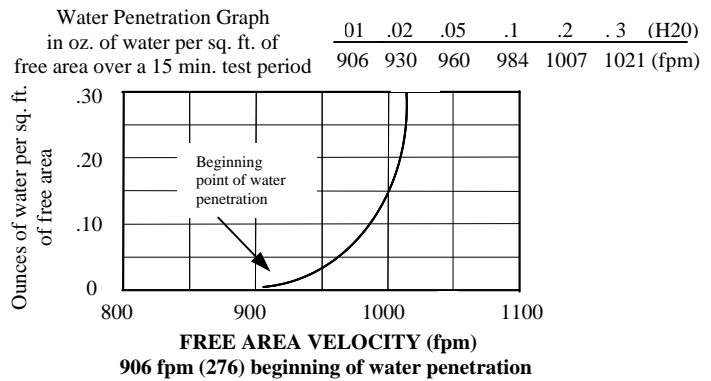
Based upon a given flow rate (in CFM), the flowing pressure loss may be determined from the “air performance” graph, knowing the sq. ft. of free area of the louver. Alternately, the free area may be determined based upon a volumetric flow rate and a maximum pressure loss. Utilizing the “air performance” graph.

\_\_\_\_\_ in. W.C. Max. Pressure Loss Intake or Exhaust  
 \_\_\_\_\_ FPM (Free Area Velocity From “Air Performance” Graph)  
 \_\_\_\_\_ CFM / \_\_\_\_\_ FPM Free Area Velocity = \_\_\_\_\_ Sq. Ft. Free Area

### CALCULATING MAXIMUM AIRFLOW BEFORE WATER PENETRATION

The “free area flow rate” at which water penetration commences (.01 oz. of water) is established at, 906 fpm (276) for LEC-06, and will vary depending upon actual weather conditions. The “water penetration” graph illustrates the results of actual laboratory test on a 48” x 48” (1219 x 1219) test sample subjected to hypothetical rainfall conditions. To determine the free area (in sq. ft.) based on upon a known volumetric flow rate in CFM;

\_\_\_\_\_ CFM / \_\_\_\_\_ FPM = \_\_\_\_\_ SQ. FT. FREE AREA  
 (System Requirements)



### FREE AREA CALCULATIONS IN SQ. FT.

WIDTH

INCHES	12	18	24	30	36	42	48	54	60	66	72	78	84	90	96	102	108	114	120
12	.21	.34	.47	.60	.73	.86	.99	1.12	1.25	1.38	1.50	1.63	1.76	1.89	2.02	2.15	2.28	2.41	2.54
18	.48	.76	1.05	1.33	1.62	1.90	2.19	2.47	2.76	3.04	3.33	3.61	3.90	4.18	4.47	4.75	5.04	5.32	5.61
24	.74	1.19	1.63	2.08	2.53	2.97	3.42	3.86	4.31	4.75	5.20	5.65	6.09	6.54	6.98	7.43	7.87	8.32	8.76
30	1.06	1.69	2.33	2.96	3.59	4.23	4.86	5.50	6.13	6.76	7.40	8.03	8.67	9.30	9.93	10.57	11.20	11.84	12.47
36	1.35	2.16	2.97	3.79	4.60	5.41	6.22	7.03	7.84	8.65	9.46	10.28	11.09	11.90	12.71	13.52	14.33	15.14	15.95
42	1.65	2.64	3.62	4.61	5.60	6.59	7.58	8.57	9.55	10.54	11.53	12.52	13.51	14.49	15.48	16.47	17.46	18.45	19.44
48	1.93	3.09	4.25	5.41	6.57	7.73	8.86	10.05	11.21	12.38	13.54	14.70	15.86	17.02	18.18	19.34	20.50	21.66	22.82
54	2.19	3.51	4.83	6.14	7.46	8.78	10.09	11.41	12.73	14.04	15.36	16.67	17.99	19.31	20.62	21.94	23.26	24.57	25.89
60	2.45	3.93	5.40	6.87	8.35	9.82	11.29	12.76	14.24	15.71	17.18	18.65	20.13	21.60	23.07	24.54	26.02	27.49	28.96
66	2.71	4.34	5.97	7.60	9.23	10.86	12.49	14.12	15.75	17.38	19.00	20.63	22.26	23.89	25.52	27.15	28.78	30.41	32.04
72	2.98	4.76	6.55	8.33	10.12	11.90	13.69	15.47	17.26	19.04	20.83	22.61	24.40	26.18	27.97	29.75	31.54	33.32	35.11
78	3.24	5.18	7.12	9.06	11.00	12.94	14.88	16.83	18.77	20.71	22.65	24.59	26.53	28.47	30.42	32.36	34.30	36.24	38.18
84	3.50	5.59	7.69	9.76	11.89	13.98	16.08	18.18	20.28	22.38	24.47	26.57	28.67	30.77	32.86	34.96	37.06	39.16	41.25
90	3.76	6.01	8.26	10.52	12.77	15.03	17.28	19.53	21.79	24.04	26.30	28.55	30.80	33.06	35.31	37.57	39.82	42.07	44.33
96	4.02	6.43	8.84	11.25	13.66	16.07	18.48	20.89	23.30	25.71	28.12	30.53	32.64	35.35	37.76	40.17	42.58	44.99	47.40

HEIGHT