

Weather Protective Blade Louver in 4" thick frame design Model LEH-04

Design Features – Traditional design with center blade baffle for improved weather protection.

STANDARD CONSTRUCTION

ALL MATERIAL – EXTRUDED ALUMINUM 6063-T5 (KB-45)

FRAME

LEH-04" (102) thick, is .081" (2.1) extruded aluminum in style #3

BLADES

LEH-04", (102) are .081" (2.1) extruded aluminum, approx spacing is 3" (76) @ 30°

MAXIMUM SIZE

Unlimited, with mullions, structural bracing supplied by others

MAXIMUM FACTORY ASSEMBLY SIZE

120" w x 84" h or 84" w x 120" h
(allows for best handling)

(Type of finish may limit maximum single section)

MULLION

Invisible

MINIMUM SIZE

12" w x 12" H (305 x 305)

UNDERSIZED

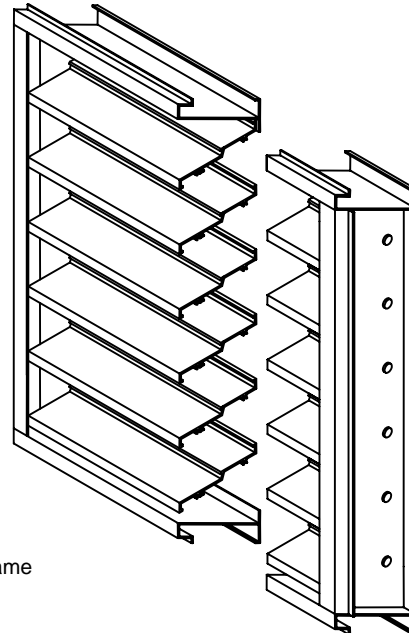
1/4" (6) under ordered size unless specified Exact or Actual

SCREEN

3/4" x .051" (19 x 1.3) flattened expanded aluminum bird screen, no frame

FINISH

Mill



PERFORMANCE
Point of water penetration 713 fpm (278)
Free area 48 x 48 section 63%

OPTIONAL CONSTRUCTION

FRAME – Available in a heavier extrusion of .125" (3.2)

BLADES – Available in a heavier extrusion of .125" (3.2)

SCREEN - Many styles available please consult screen listing

FINISH – Air-dry primer, polyurethane, epoxy, or enamel, baked epoxy or enamel, Kynar, or Powder coat.

MULLION – Visible for architectural preference

SPECIAL PURPOSE CONSTRUCTION

Special shapes: Triangle, Round, Trapezoid, Octagon, etc.

Fully welded construction

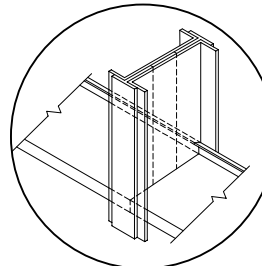
Security bars

Filter racks

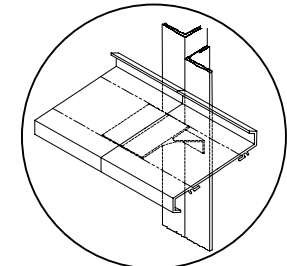
Hinged as walk through door or for swing out for access

Sleeved for ductwork connection

MULLION STYLES

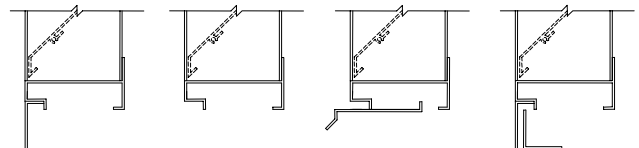


Visible



Invisible

FRAME STYLE



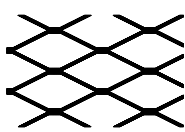
(1) - Flange 1-1/2"

(3) - Box Standard


(8) - Box and Sill Extension

(9) - Flange w/ sub frame

TYPICAL SCREEN STYLES



Expanded Aluminum Standard



Wire Mesh

DATE	ARCHITECT			CUSTOMER		
PROJECT						
ITEM	QTY	W	H		<p>SAFE-AIR/DOWCO certifies that the LEH - 04 louver shown herein are licensed to bear the AMCA Seal. The ratings shown are based on tests and procedures performed in accordance with AMCA Publication 511 and comply with the requirements of the AMCA Certified Ratings Program. The AMCA Certified Ratings Seal applies to air performance ratings and water penetration ratings.</p>	



DEPENDABLE PRODUCTS SINCE 1955

SAFE-AIR OF ILLINOIS INC.

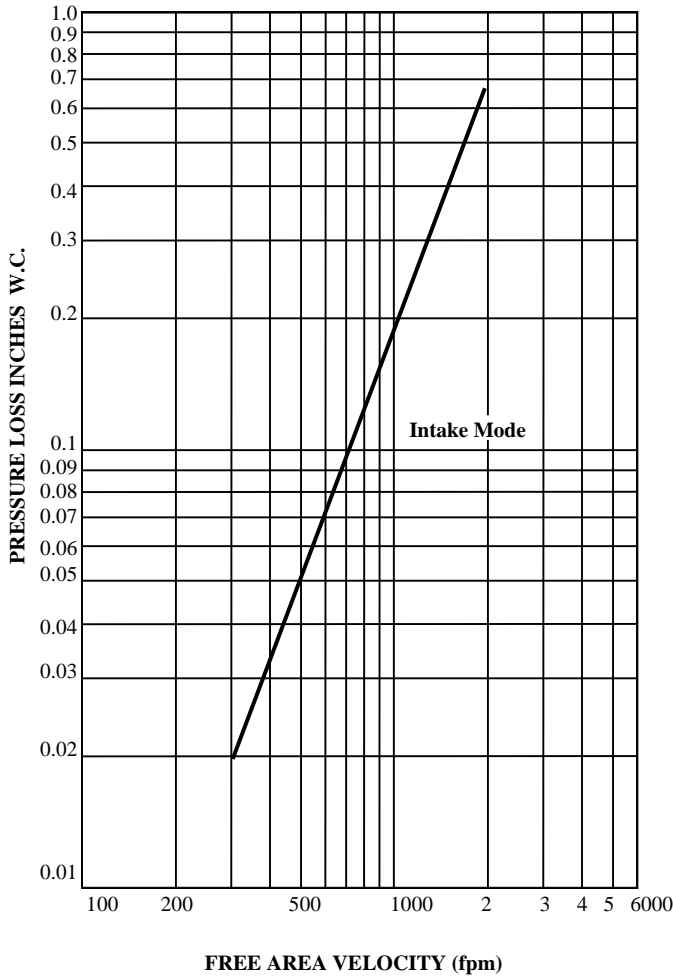
Engineering and General Offices

1855 South 54th Avenue, Cicero, Illinois 60804

Phone 708-652-9100 FAX 708-652-9158

All tests performed at an independent laboratory and based on AMCA standard – 500 for air performance and water penetration.

AIR PERFORMANCE



CALCULATING PRESSURE LOSS

Based upon a given flow rate (in CFM), the flowing pressure loss may be determined from the “air performance graph”, knowing the sq. ft. of free area of the damper. Alternately, the free area may be determined based upon a volumetric flow rate and a maximum pressure loss. Utilizing the “air performance” graph.

_____ in. W.C. Max. Pressure Loss Intake or Exhaust
 _____ FPM (Free Area Velocity From “Air Performance” Graph)
 _____ CFM / _____ FPM Free Area Velocity = _____ Sq. Ft. Free Area

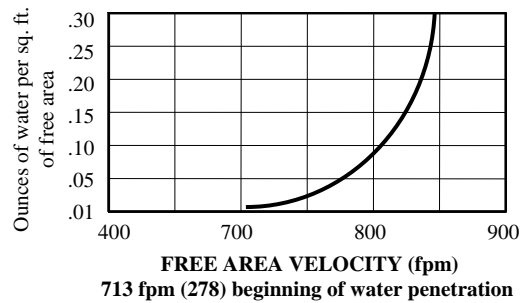
CALCULATING MAXIMUM AIRFLOW BEFORE WATER PENETRATION

The “free area flow rate” at which water penetration commences (.01 oz. of water) is established at, 713 fpm (278) for LEH-04, and will vary depending upon actual weather conditions. The “water penetration” graph illustrates the results of actual laboratory test on a 48” x 48” (1219 x 1219) test sample subjected to hypothetical rainfall conditions. To determine the free area (in sq. ft.) based on upon a known volumetric flow rate in CFM;

_____ CFM / _____ FPM = _____ SQ. FT. FREE AREA
 (System Requirements)

Actual test results in oz. of water carryover

Water Penetration Graph in oz. of water per sq. ft. of free area over a 15 min. test period	.01	.02	.05	.1	.2	.3 (H2O)
	713	740	776	804	831	847 (fpm)



FREE AREA CALCULATIONS IN SQ. FT.

HEIGHT	WIDTH																		
	12	18	24	30	36	42	48	54	60	66	72	78	84	90	96	102	108	114	120
12	.40	.65	.89	1.13	1.37	1.61	1.86	2.10	2.34	2.58	2.83	3.07	3.31	3.55	3.79	4.04	4.28	4.52	4.76
18	.70	1.12	1.54	1.96	2.38	2.80	3.21	3.63	4.05	4.47	4.89	5.31	5.73	6.15	6.57	6.99	7.41	7.83	8.25
24	.99	1.59	2.19	2.78	3.38	3.98	4.57	5.17	5.76	6.36	6.96	7.55	8.15	8.75	9.34	9.94	10.54	11.13	11.73
30	1.29	2.06	2.84	3.61	4.38	5.16	5.93	6.70	7.48	8.25	9.02	9.80	10.57	11.34	12.12	12.89	13.66	14.44	15.21
36	1.58	2.53	3.49	4.44	5.39	6.34	7.29	8.24	9.19	10.14	11.09	12.04	12.99	13.94	14.89	15.84	16.79	17.74	18.69
42	1.88	3.01	4.13	5.26	6.39	7.52	8.65	9.77	10.90	12.03	13.16	14.28	15.41	16.54	17.67	18.79	19.92	21.05	22.18
48	2.17	3.48	4.78	6.09	7.39	8.70	10.00	11.31	12.61	13.92	15.22	16.53	17.83	19.14	20.44	21.75	23.05	24.35	25.66
54	2.47	3.95	5.43	6.92	8.40	9.88	11.36	12.84	14.32	15.81	17.29	18.77	20.25	21.73	23.21	24.70	26.18	27.66	29.14
60	2.76	4.42	6.08	7.74	9.40	11.06	12.72	14.38	16.04	17.69	19.35	21.01	22.67	24.33	25.99	27.65	29.31	30.97	32.62
66	3.06	4.90	6.73	8.57	10.40	12.24	14.08	15.91	17.75	19.58	21.41	23.24	25.07	26.90	28.73	30.56	32.39	34.22	36.05
72	3.36	5.37	7.38	9.39	11.41	13.42	15.43	17.45	19.46	21.47	23.49	25.50	27.51	29.52	31.53	33.54	35.55	37.56	39.57
78	3.65	5.84	8.03	10.22	12.41	14.60	16.79	18.98	21.17	23.36	25.55	27.74	29.93	32.12	34.31	36.50	38.69	40.88	43.07
84	3.95	6.31	8.68	11.05	13.41	15.78	18.15	20.52	22.88	25.25	27.62	29.98	32.35	34.72	37.09	39.45	41.82	44.19	46.56
90	4.24	6.78	9.33	11.87	14.42	16.96	19.51	22.05	24.59	27.14	29.68	32.23	34.77	37.32	39.86	42.40	44.95	47.49	50.04
96	4.54	7.26	9.98	12.70	15.42	18.14	20.86	23.59	26.31	29.03	31.75	34.47	37.19	39.91	42.63	45.36	48.08	50.80	53.52
102	4.83	7.73	10.63	13.53	16.42	19.32	22.22	25.12	28.02	30.92	33.82	36.71	39.61	42.51	45.41	48.31	51.21	54.10	57.00
108	5.13	8.20	11.28	14.35	17.43	20.50	23.58	26.65	29.73	32.81	35.88	38.96	42.03	45.11	48.18	51.26	54.33	57.41	60.49
114	5.42	8.67	11.93	15.18	18.43	21.68	24.94	28.19	31.44	34.69	37.95	41.20	44.54	47.71	50.96	54.20	57.46	60.72	63.97
120	5.72	9.15	12.58	16.01	19.44	22.86	26.29	29.72	33.15	36.58	40.01	43.44	46.87	50.30	53.73	57.16	60.59	64.02	67.45