

Roof Hood Gravity Ventilator - Models: RHG-15 / RHS-15 / RHA-15 - series

Design Features – Economical gravity ventilator to cover and protect roof top openings. This dual-purpose design has a pitched roof stressed for wind and snow loads, and may be used as an outside air intake or for pressure relief exhaust applications.

STANDARD CONSTRUCTION

BASE

- 18 gauge galvanized steel
Models: **RHG-15e (exhaust) / RHG-15i (intake)**
- 18 gauge (304) stainless steel
Models: **RHS-15e (exhaust) / RHS-15i (intake)**
- .063" thick alloy 5005 H-34 formed aluminum
Models: **RHA-15e (exhaust) / RHA-15i (intake)**

HOOD

- 18 gauge galvanized steel
Models: **RHG-15e (exhaust) / RHG-15i (intake)**
- 18 gauge (304) stainless steel
Models: **RHS-15e (exhaust) / RHS-15i (intake)**
- .063" thick alloy 5005 H-34 formed aluminum
Models: **RHA-15e (exhaust) / RHA-15i (intake)**

BASIC CONSTRUCTION

Welded and mechanical type (rivets or screws)

MAXIMUM THROAT SIZE

60" W x 120" L
For larger size – consult factory

MAXIMUM THROAT SIZE FACTORY ASSEMBLED UNIT

48" W X 60" L (larger sizes shipped in sections for field assembly)

MINIMUM SIZE

12" W x 12" L

SCREEN

- 1/2" Mesh x 19 ga. galv. bird screen – **RHG-15, RHA-15**
- 1/2" Mesh x 14 ga. stainless steel screen – **RHS-15**

FINISH

Mill

OPTIONAL CONSTRUCTION

BASE & HOOD – Available in heavier construction up to 10 gauge

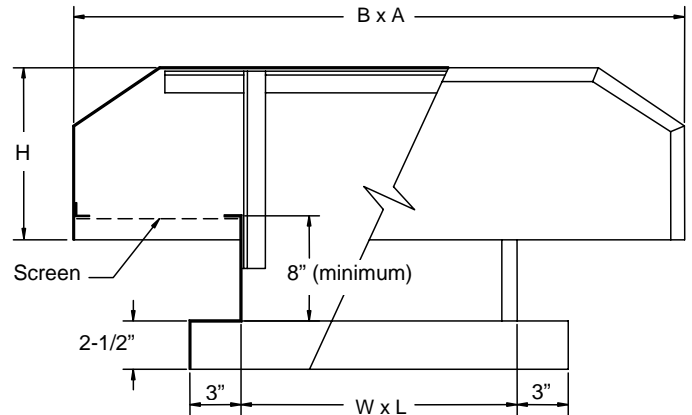
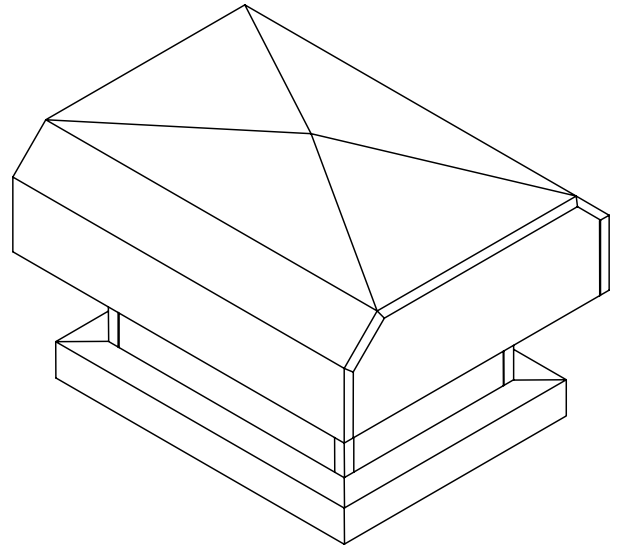
SCREEN - Many styles available please consult screen listing

FINISH – Air-dry primer, polyurethane, baked epoxy or enamel, Kynar, or Powder coat. Anodized for aluminum.

INSULATION – Anti-condensation coating under hood, solid fiberglass insulation with aluminum backing.

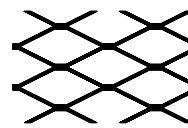
SPECIAL PURPOSE CONSTRUCTION

- Damper mounted in throat
- Fully welded construction
- Security bars in throat
- Hinged at throat for swing up access (will affect "H" dimension)
- Filter racks




SECTION / ELEVATION

SCREEN STYLES



Expanded Aluminum



Wire Mesh Standard

DATE	ARCHITECT / ENGINEER			CUSTOMER
PROJECT				
ITEM	QTY	W	H	DESCRIPTION



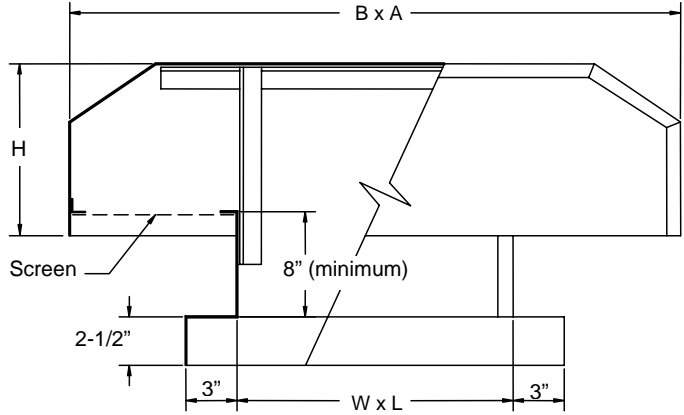
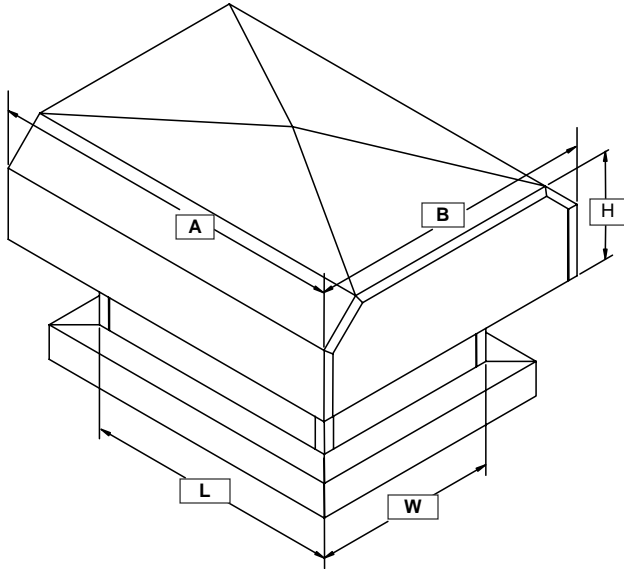
DEPENDABLE PRODUCTS SINCE 1955

SAFE-AIR/DOWCO

Engineering and General Offices

1855 South 54th Avenue, Cicero, Illinois 60804

Phone 708-652-9100 FAX 708-652-9158



To determine the throat velocity in fpm:
CFM (volume of air) divided by throat area (sq. ft)

To size a gravity ventilator: in Sq. Ft. (throat area)
CFM (volume of air) divided by required velocity (FPM)
Then choose either for exhaust or intake.

STATIC PRESSURE LOSS (inches w.g.)				
Throat Velocity	100 %		200 %	
	Exhaust	Intake	Exhaust	Intake
300 FPM	.011	.017	.009	
400 FPM	.020	.030	.013	
500 FPM	.031	.048	.020	
600 FPM	.045	.070	.030	
700 FPM	.064	.095	.040	
800 FPM	.080	.124	.053	
900 FPM	.105	.159	.068	
1000 FPM	.122	.197	.082	
1100 FPM	.150	.235	.101	
1200 FPM	.185	.281	.120	

		LENGTH - L (inches)															
		12	18	24	30	36	42	48	54	60	66	72	78	84	90	96	
12	H	7	8	8	8	9	9	9	9	9	9	9	9	9	9	9	
	A	25	30	40	46	53	60	60	70	77	83	90	96	102	108	114	
	B	19	22	22	22	22	24	24	24	24	24	25	25	25	25		
18	H		9	9	10	10	10	11	11	11	11	11	11	11	12	12	
	A		35	39	48	55	60	71	79	87	85	94	100	106	112	119	
	B		27	30	30	32	32	30	30	30	34	34	34	34	35		
24	H			10	11	11	12	12	12	13	13	13	13	13	14	14	
	A			44	50	60	60	72	78	85	91	97	104	110	116	120	
	B			34	36	36	38	39	40	40	41	41	42	43	43	44	
30	H				12	12	13	13	14	14	14	15	15	15	15	15	
	A				48	60	65	74	84	91	94	104	108	114	120	120	
	B				46	46	46	46	46	48	48	50	50	51	54		
36	H					13	14	14	15	15	16	16	16	17	17	17	
	A					60	71	77	75	83	90	98	106	113	120	128	
	B					52	52	53	60	60	60	60	60	60	60	60	
42	H						15	15	16	16	17	17	18	18	18	19	
	A						70	78	86	95	104	113	122	124	127	133	
	B						60	60	60	60	60	60	60	60	60	67	
48	H							16	17	17	18	18	19	19	20	20	
	A							88	88	91	102	109	116	120	120	136	
	B							60	67	70	72	72	74	79	79		
54	H								18	18	19	19	20	20	21	21	
	A								89	96	104	111	118	120	132	139	
	B								74	76	76	78	79	81	82	82	
60	H									19	20	20	21	22	22	22	
	A									98	106	113	120	126	134	134	
	B									82	83	84	86	88	91	94	
66	H										21	21	22	22	23	24	
	A										103	111	122	129	136	146	
	B										94	94	94	94	94	94	
72	H											22	23	23	24	25	
	A											120	135	140	154	164	
	B											94	94	94	94	94	
78	H												24	24	25	26	
	A												144	154	165	181	
	B												92	92	92	92	
84	H													25	26	26	
	A													127	138	147	
	B													118	118	118	
90	H														27	27	
	A														148	157	
	B														118	118	
96	H															28	
	A															167	
	B															120	

		LENGTH - L (inches)															
		12	18	24	30	36	42	48	54	60	66	72	78	84	90	96	
12	H	7	8	8	8	9	9	9	9	9	9	9	9	9	9	9	
	A	26	30	40	47	47	60	60	79	87	83	90	96	102	108	114	
	B	25	26	29	29	35	30	35	30	30	34	35	35	35	36	36	
18	H		9	9	10	10	10	11	11	11	11	11	11	11	12	12	
	A		37	45	48	56	60	69	75	82	87	98	104	112	120	125	
	B		35	37	42	42	45	45	46	46	45	46	46	46	46	46	
24	H			10	11	11	12	12	12	13	13	13	13	13	14	14	
	A			46	57	60	65	66	74	82	90	97	105	112	120	128	
	B			46	46	51	54	60	60	60	60	60	60	60	60	60	
30	H				12	12	13	13	14	14	14	15	15	15	15	15	
	A				60	63	73	82	91	101	110	103	108	114	120	126	
	B				53	60	60	60	60	60	60	70	72	73	74	75	
36	H					13	14	14	15	15	16	16	16	17	17	17	
	A					75	77	77	86	94	97	104	110	117	120	130	
	B					60	66	76	76	76	81	82	71	85	88	87	
42	H						15	15	16	16	17	17	18	18	18	19	
	A						84	86	88	93	100	109	113	126	131	137	
	B						71	79	86	90	91	91	94	91	94	94	
48	H							16	17	17	18	18	19	19	20	20	
	A							91	98	104	110	118	130	144	154	163	
	B							85	88	91	92	91	94	91	91	91	
54	H								18	18	19	19	20	20	21	21	
	A								108	117	127	138	150	161	172	182	
	B								89	91	91	91	91	91	91	91	
60	H									19	20	20	21	22	22	22	
	A									130	140	153	166	178	146	154	
	B									91	92	91	91	91	118	118	
66	H										21	21	22	22	23	24	
	A										158	155	176	156	161	172	
	B										91	94	94	118	118	118	
72	H											22	23	23	24	25	
	A											144	153	162	175	187	
	B											117	118	118	118	118	
78	H												24	24	25	26	
	A												166	178	158	168	
	B												118	118	142	142	
84	H													25	26	26	
	A													168	169	171	
	B													134	142	150	
90	H														27	27	
	A														181	193	
	B														142	142	
96	H															28	
	A															192	
	B															152	