

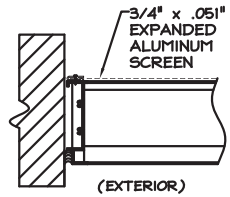
DBE-04/SERIES

STATIONARY DRAINABLE EXTRUDED ALUMINUM LOUVER

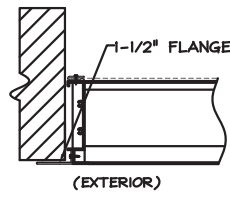


STANDARD CONSTRUCTION

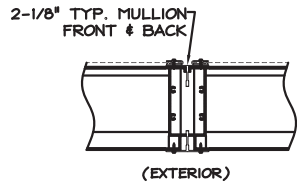
OPTIONAL CONSTRUCTION



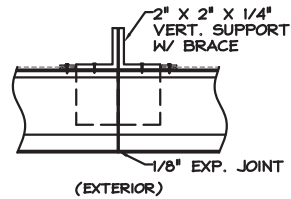
BOX FRAME



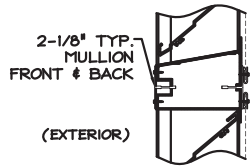
FLANGE FRAME



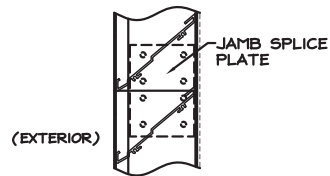
VERTICAL VISIBLE MULLION



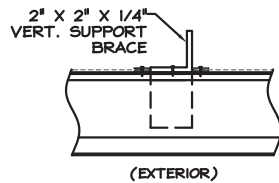
VERTICAL INVISIBLE MULLION



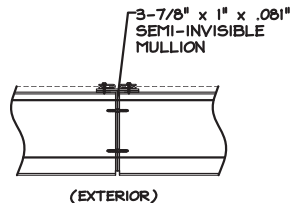
HORIZONTAL VISIBLE MULLION



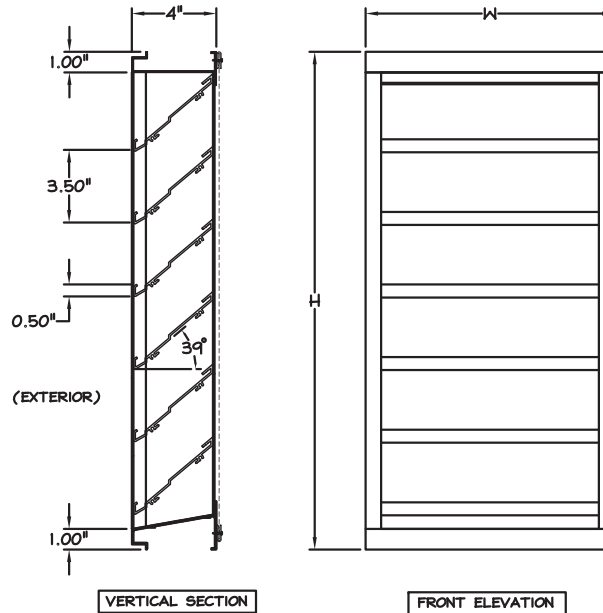
HORIZONTAL INVISIBLE MULLION



CONTINUOUS BLADE



SEMI-INVISIBLE MULLION



VERTICAL SECTION

FRONT ELEVATION

STANDARD CONSTRUCTION:

FRAME: .081" THK. EXTRUDED ALUM. 6063-T5
 BLADES: .081" THK. EXTRUDED ALUM. 6063-T5
 FASTENERS: #10-16 X 1" PLTD. STL. TEK SCREW
 SCREEN: 3/4" X .051" EXPANDED ALUMINUM SCREEN
 FINISH: MILL

NOTES:

1. ALL LOUVERS TO BE FABRICATED 1/4" UNDER LISTED OPENING SIZES UNLESS SPECIFIED "ACTUAL"
2. ALL OPENING SIZES TO BE FIELD VERIFIED AND GUARANTEED BY OTHERS PRIOR TO FABRICATION.
3. OTHER SURROUNDING FINISHES ARE FOR REFERENCES ONLY AND TO BE SUPPLIED BY OTHERS.

REV.	DESCRIPTION	DATE	BY

SCREENS

-
-
-
-

LOUVER SCHEDULE

TAG	QTY	SIZE (W x H)	NOTES
		x	
		x	
		x	
		x	
		x	
		x	
		x	



DEPENDABLE PRODUCTS SINCE 1955

FAX: 708-652-9158

1855 SOUTH 54TH AVENUE, CICERO, IL. 60650

ARCH/ENGR:

CUSTOMER:

PROJECT:

TITLE:

DBE-04/SERIES

DATE:

DRAWN:

SCALE: 1:1

CHKD:

DRWG #: