
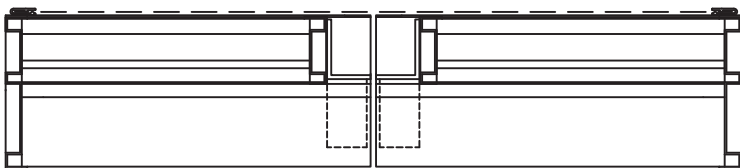


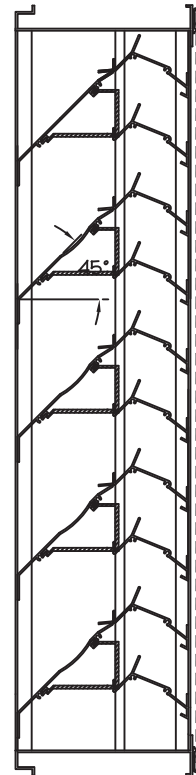
TYPICAL ELEVATION



SECTION - A



INVISIBLE MULLION



SECTION - B

**LOUVER CONSTRUCTION**

MODEL: SLS-07-3Q0T-F  
 FRAME: .081" THK. EXTRUDED ALUM. 6063-T5  
 BLADES: .070" THK. EXTRUDED ALUM. 6063-T5  
 FASTENERS: #10-16 X 1" PLATED STEEL TEK SCREW  
 SCREEN: 1/2" MESH X .063 ALUM. WIRE SCREEN IN FRAME  
 FINISH: KYNAR 500, 2-STEP COLOR AS SELECTED

**NOTES:**

1. ALL LOUVERS TO BE FABRICATED 1/4" UNDER LISTED OPENING SIZES UNLESS OTHERWISE SPECIFIED "ACTUAL".
2. ALL OPENINGS SIZES TO BE FIELD VERIFIED AND GUARANTEED BY OTHERS PRIOR TO FABRICATION.
3. OTHER SURROUNDING FINISHES ARE FOR REFERNCES ONLY AND TO BE SUPPLIED BY OTHES.

**EDOWCO** Products Group DEPENDABLE PRODUCTS SINCE 1985  
 1855 SOUTH 54TH AVENUE, CICERO, IL. 60650

ARCH/ENGR:	CUSTOMER:
------------	-----------

REV.	DESCRIPTION	DATE	BY	PROJECT:	TITLE:
					SLS-07/SERIES
				DATE:	DRAWN:
				SCALE: 1:1	CHKD:
					DRWG #: