

Weather Protective Blade Louver in 4" thick frame design Model AFC-04

Features – High performance adjustable design to satisfy systems requiring periodic operation.

STANDARD CONSTRUCTION

FRAME

AFC-04" thick, is 18 gauge (1.3) galvanized steel in style #3

ADJUSTABLE BLADES

AFC-04" are 20 gauge (1.0) galvanized steel, 45°

BLADES AXLES & BEARINGS

Axles – Plated shaft

Bearings- ½" (13) Bronze oil impregnated

LINKAGE

Mounted on blades at center point of width dimension

MAXIMUM SIZE

Unlimited, with mullions, structural bracing supplied by others

MAXIMUM SINGLE SECTION

60" w x 96" H (1219 x 2438) (allows for best handling)

MULLIONS

Visible

MINIMUM SIZE

12" W x 12" H (305 x 305)

UNDERSIZED

3/8" (10) under ordered size unless specified Exact or Actual

SCREEN

½" (13) wire mesh 19 gauge (1.1) galvanized bird screen in frame on face

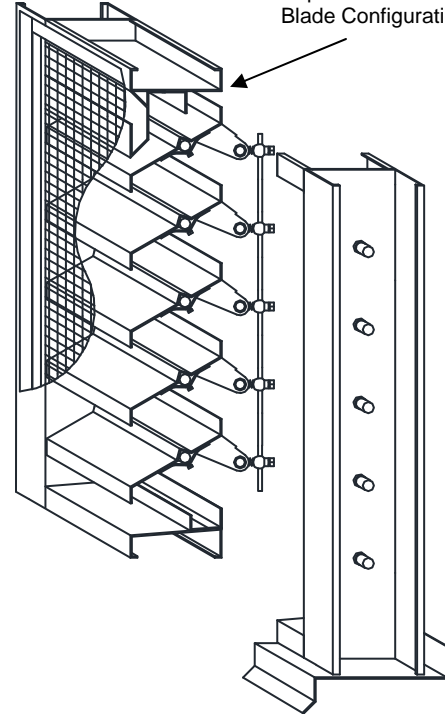
FINISH

Mill

OPERATOR

Standard Manual Operator

Separation drawn in a true 90° Blade Configuration



OPTIONAL CONSTRUCTION

FRAME – Available in a heavier construction up to 10 gauge

BLADES - Available in a heavier construction up to 16 gauge

SPECIFIED MATERIAL – Aluminum, Stainless or as requested

SCREENS - Many styles available please consult screen listing

LINKAGE – Concealed in jamb

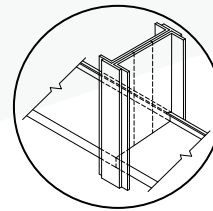
FINISH – Air-dry primer, polyurethane, epoxy, or enamel. Baked epoxy or enamel. Kynar (Kynar limitations on steel.)

OPERATOR - Wingnut, electric or pneumatic

BLADE & JAMB SEALS – Neoprene blade edge and/or flexible metal jamb seals

(Note: With seals daylight shall still be visible between blades and on the sides.)

MULLION STYLE



Visible

PERFORMANCE
Point of water penetration N/A
Free area 48 x 48 section 46%

SPECIAL PURPOSE CONSTRUCTION.


Security bars

Filter racks

Hinged as walk through door or for swing out access

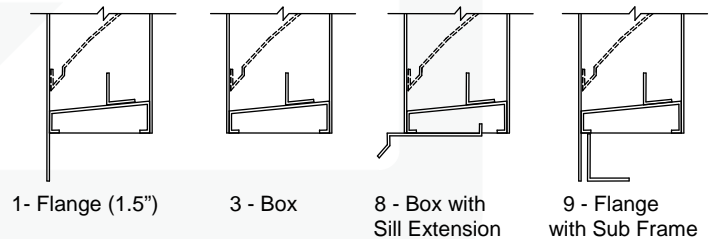
Sleeved for ductwork connection

TYPICAL SCREEN STYLE



Wire Mesh - Standard

FRAME STYLES



DATE	ARCHITECT			ENGINEER
PROJECT				
ITEM	QTY	W	H	DESCRIPTION

All free area calculations made in accordance with AMCA standards.

FREE AREA CALCULATIONS IN SQ. FT.

WIDTH

INCHES	12	18	24	30	36	42	48	54	60	66	72	78	84	90	96
	12-04	.22	.35	.49	.62	.75	.88	1.01	1.14	1.28	1.41	1.54	1.68	1.81	1.93
-06	.25	.40	.54	.69	.83	.97	1.11	1.26	1.41	1.55	1.70	1.84	1.98	2.12	2.27
18-04	.48	.76	1.05	1.33	1.62	1.90	2.18	2.47	2.75	3.04	3.32	3.61	3.90	4.18	4.47
-06	.49	.76	1.04	1.31	1.59	1.87	2.14	2.42	2.70	2.97	3.25	3.52	3.80	4.08	4.35
24-04	.73	1.17	1.61	2.05	2.49	2.92	3.36	3.71	4.24	4.68	5.11	5.55	5.99	6.43	6.87
-06	.71	1.12	1.53	1.94	2.35	2.76	3.17	3.58	3.98	4.39	4.80	5.21	5.62	6.03	6.44
30-04	.92	1.49	2.04	2.60	3.15	3.71	4.27	4.82	5.38	5.93	6.50	7.05	7.61	8.16	8.71
-06	.94	1.49	2.03	2.57	3.11	3.65	4.19	4.73	5.28	5.82	6.36	6.90	7.44	7.98	8.52
36-04	1.11	1.78	2.45	3.11	3.78	4.45	5.12	5.79	6.46	7.12	7.79	8.46	9.12	9.79	10.46
-06	1.18	1.85	2.52	3.20	3.88	4.54	5.22	5.90	6.56	7.24	7.91	8.58	9.26	9.93	10.61
42-04	1.33	2.13	2.93	3.73	4.53	5.33	6.13	6.93	7.73	8.53	9.41	10.13	10.93	11.73	12.53
-06	1.41	2.22	3.02	3.83	4.63	5.44	6.25	7.05	7.86	8.66	9.47	10.28	11.08	11.89	12.69
48-04	1.59	2.54	3.50	4.45	5.40	6.35	7.30	8.26	9.21	10.16	11.11	12.07	13.02	13.97	14.92
-06	1.67	2.61	3.56	4.51	5.74	6.41	7.36	8.31	9.27	10.21	11.16	12.11	13.07	14.01	14.96
54-04	1.85	2.95	4.06	5.16	6.27	7.37	8.48	9.58	10.69	11.79	12.90	14.01	15.11	16.22	17.32
-06	1.94	3.05	4.15	5.27	6.37	7.49	8.59	9.70	10.81	11.91	13.02	14.13	15.24	16.35	17.46
60-04	2.04	3.27	4.49	5.71	6.93	8.16	9.38	10.61	11.84	13.06	14.29	15.50	16.73	17.95	19.18
-06	2.22	3.49	4.75	6.02	7.29	8.55	9.82	11.09	12.35	13.62	14.89	16.15	17.42	18.69	19.95
66-04	2.23	3.56	4.90	6.23	7.57	8.90	10.24	11.57	12.91	14.25	15.58	16.91	18.25	19.59	20.92
-06	2.50	3.91	5.34	6.77	8.19	9.62	11.05	12.47	13.90	15.31	16.74	18.17	19.59	21.02	22.45
72-04	2.45	3.91	5.38	6.85	8.31	9.78	11.25	12.72	14.19	15.66	17.12	18.59	20.06	21.52	22.99
-06	2.77	4.35	5.93	7.52	9.10	10.69	12.27	13.86	15.44	17.02	18.60	20.19	21.77	23.35	24.93
78-04	2.70	4.32	5.94	7.56	9.18	10.80	12.43	14.05	15.67	17.29	18.90	20.52	22.15	23.77	25.39
-06	3.01	4.72	6.44	8.15	9.88	11.59	13.30	15.03	16.74	18.46	20.17	21.90	23.61	25.32	27.05
84-04	2.95	4.73	6.50	8.28	10.05	11.82	13.60	15.37	17.14	18.91	20.70	22.47	24.24	26.01	27.78
-06	3.24	5.09	6.93	8.78	10.64	12.49	14.33	16.18	18.03	19.88	21.73	23.58	25.43	27.28	29.12
90-04	3.15	5.05	6.93	8.83	10.72	12.61	14.50	16.40	18.29	20.18	22.08	23.96	25.86	27.75	29.64
-06	3.47	5.45	7.43	9.41	11.39	13.38	15.36	17.34	19.32	21.30	23.29	25.27	27.25	29.23	31.21
96-04	3.34	5.34	7.34	9.35	11.35	13.35	15.36	17.36	19.36	21.37	23.37	25.37	27.38	29.38	31.38
-06	3.70	5.81	7.92	10.04	12.15	14.27	16.38	18.50	20.61	22.72	24.84	26.95	29.07	31.18	33.30

HEIGHT