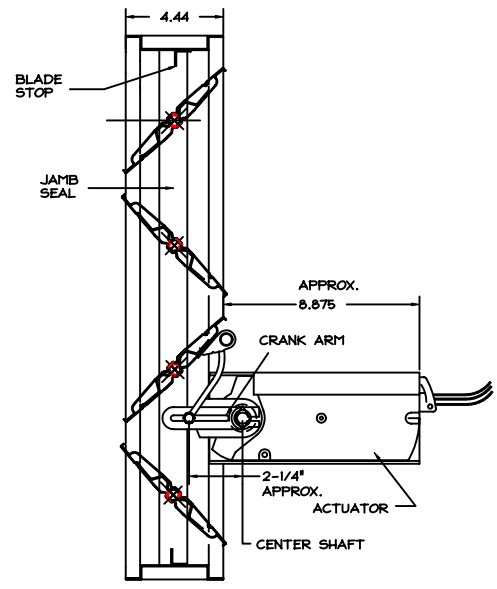


ELEVATION

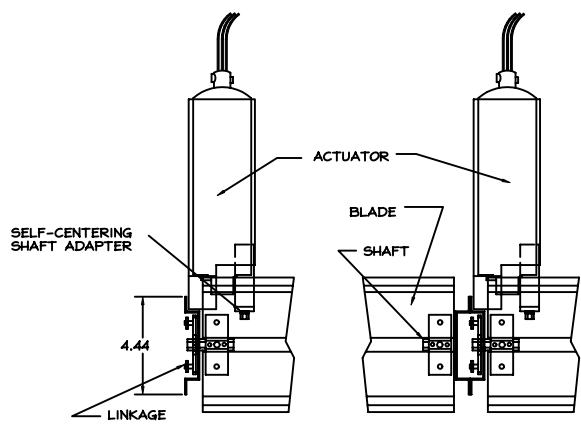
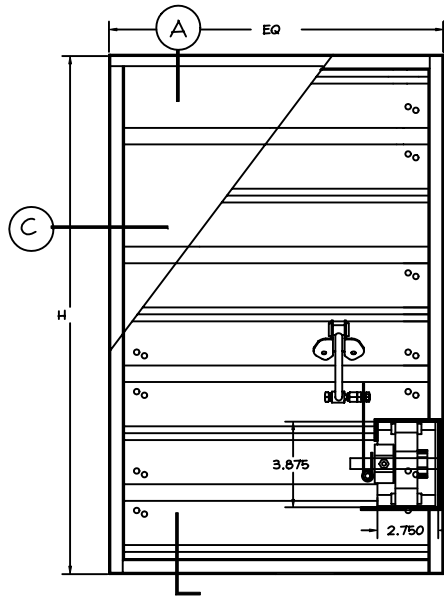


VERT. SECT "A"

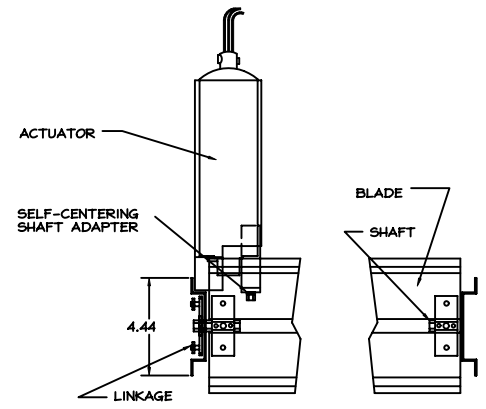
STANDARD CONSTRUCTION
 MODEL: 650-207X-OX
 FRAME: 4-7/16" X 14 GA. GALV. STEEL
 BLADES: 6-1/2" WIDE 14 GA. GALV. STEEL
 AXLES: 7/16" PLATED HEX
 BEARINGS: BRONZE OIL IMPREGNATED
 LINKAGE: CONCEALED IN JAMB, PLATED STEEL
 SEALS: NEOPRENE BLADE EDGE SEAL AND SSTL.
 JAMB SEAL
 OPERATOR: SIEMENS GGD221, 120 V. 2-POS.
 SPRING RETURN
 FINISH: NATURAL MILL

- NOTES:**
1. ALL DAMPERS TO BE FABRICATED 1/4" UNDER LISTED SIZES UNLESS OTHERWISE SPECIFIED "ACTUAL"
 2. ALL OPENING SIZES TO BE FIELD VERIFIED BY OTHERS PRIOR TO FABRICATION.
 3. THIS DRAWING IS FOR INFORMATION ONLY, ACTUAL CONSTRUCTION MAY VARY ACCORDING TO SIZE.

DAMPER SCHEDULE			
TAG	QTY	OPNG SIZE (W x H)	NOTES



HOR. SECT "B"



HOR. SECT "C"

CONTROL DAMPER
 W/ DIRECT DRIVE
 ACTUATOR

SAFE-AIR DOWCO®
 1655 SOUTH 54TH AVENUE, CICERO, ILL. 60650
 DEPENDABLE PRODUCTS SINCE 1965

ARCH/ENGR: _____ CUSTOMER: _____

REV.	DESCRIPTION	DATE	BY	PROJECT:	TITLE:
					650 / SERIES
				DATE: 8/13/03	DRAWN: JON.JR. DRNG #: D-911 (1/1)
				CHKD: JN	