

EXTRUDED ALUMINUM STATIONARY LOUVER 6" (152) DEEP • DUAL DRAINABLE BLADE MODEL: D-DBE-06

Safe-Air Dowco Model D-DBE-06 combines exceptional weather protection during the most enduring non-wind driven rain conditions, great air performance through a large free area and a clean look that will enhance the exterior of any structure. Complemented by a drainable head, the dual drainable blade design features double rain gutters that divert cascading water running down the building's face down concealed side downspouts and out through the sill, preventing water from infiltrating the space. Blades are reinforced with full length integral bosses for superior strength. Suitable for use in exhaust and medium to high velocity intake applications where water penetration concerns are a top priority. Available in channel, flanged, or glazing adapter type, the 6" (152) deep frame installs easily in most common wall configurations. Safe-Air Dowco Model D-DBE-06 is AMCA Licensed for Water Penetration and Air Performance.

STANDARD CONSTRUCTION:

- FRAME:** 6" (152) deep, Type 6063-T6 extruded aluminum, .080" (2.03) nominal wall thickness. Integral downspouts and caulking slot provided.
- BLADES:** Type 6063-T6 extruded aluminum, .080" (2.03) nominal wall thickness, with reinforcing bosses.
- BLADE ANGLE:** Fixed at 37 degrees.
- BLADE SPACING:** Approx. 6" (152) on centers.
- BLADE SUPPORT BRACKETS:** Concealed type, factory installed on rear of louver on maximum 60" (1524) centers. Reinforced with 1 1/2" x 2" (38 x 51) angle (adds approx. 2" [51] to overall louver depth).
- MULLIONS:** Concealed type allowing continuous line appearance up to 120" (3048) wide. Larger assemblies require separate visible frames with downspouts.
- SCREEN:** 3/4" x .051 (19 x 1.3) expanded, flattened aluminum bird screen in removable frame, inside (rear) mount (adds approximately 3/8" [10] to louver depth).
- FINISH:** Mill.
- MINIMUM SIZE:** 12" W x 12" H (305 x 305).
- MAX. SINGLE SECTION SIZE:** 120" W x 84" H (3048 x 2134) or 84" W x 120" H (2134 x 3048). 70 sq. ft. (6.5m²). Larger louvers will require field assembly of smaller sections.

OPTIONS:

- | | |
|---|---|
| <input type="checkbox"/> FL Flanged Frame. | <input type="checkbox"/> ESI Extended Sill. |
| <input type="checkbox"/> BSSS Type 304 S.S. Bird Screen. | <input type="checkbox"/> FR1 1" (25) Filter Rack. |
| <input type="checkbox"/> BSN No Bird Screen. | <input type="checkbox"/> FR2 2" (51) Filter Rack. |
| <input type="checkbox"/> ISA Aluminum Insect Screen. | <input type="checkbox"/> PAC Perimeter Anchor Clips. |
| <input type="checkbox"/> ISSS Type 304 S.S. Insect Screen. | <input type="checkbox"/> Other: _____ |
| <input type="checkbox"/> WE Welded Construction. | |

OPTIONAL FINISHES:

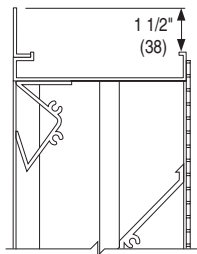
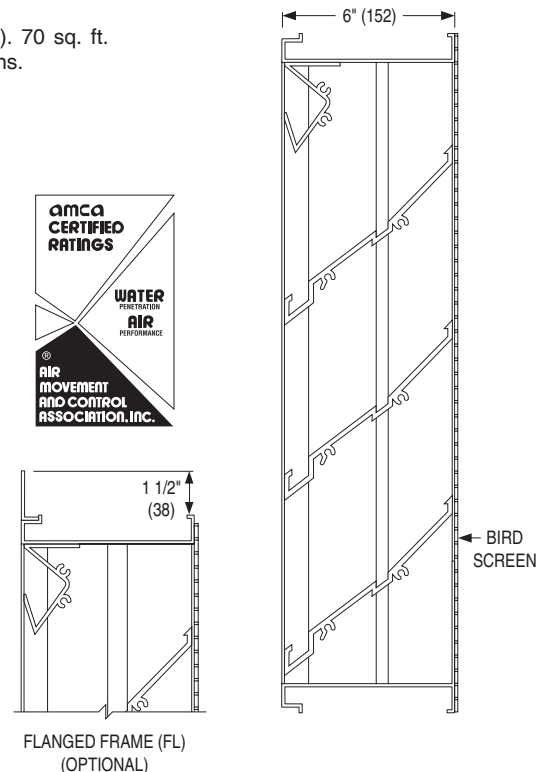
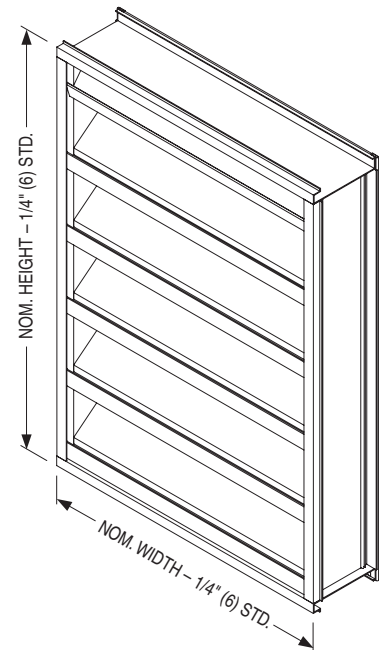
- PC3** Powder Coat AAMA 2603. Color: _____.
- PC4** High Performance Powder Coat AAMA 2604 (Equivalent to 50% Kynar®). Color: _____.
- PC5** Fluoropolymer Powder Coat AAMA 2605 (Equivalent to 70% Kynar®). Color: _____.
- PCC** Prime Coat.
- AN04** Clear Anodized 204-R1.
- AN15** Clear Anodized 215-R1.

Color Anodized:

- | | |
|--|---|
| <input type="checkbox"/> ANLB Light Bronze. | <input type="checkbox"/> ANMB Medium Bronze. |
| <input type="checkbox"/> ANDB Dark Bronze. | <input type="checkbox"/> ANBK Black. |

OPTIONAL W x H SIZING (1/4" [6.5] Undersize standard):

- U00** Exact Size.
- U38** Undersize 3/8" (9.5).
- U50** Undersize 1/2" (12.7).



FLANGED FRAME (FL)
(OPTIONAL)

SCHEDULE TYPE:
PROJECT:
ENGINEER:
CONTRACTOR:

Page 1 of 3
Dimensions are in inches (mm).

DATE	B SERIES	SUPERSEDES	DRAWING NO.
3 - 14 - 23	LOUVER	11 - 22 - 19	D-DBE-06



**EXTRUDED ALUMINUM LOUVER
6" (152) DEEP • DUAL DRAINABLE BLADE
PERFORMANCE DATA
MODEL: D-DBE-06**

FREE AREA in Square Feet and Square Meters

		Width in Inches and Meters																		
		12 0.30	18 0.46	24 0.61	30 0.76	36 0.91	42 1.07	48 1.22	54 1.37	60 1.52	66 1.68	72 1.83	78 1.98	84 2.13	90 2.29	96 2.44	102 2.59	108 2.74	114 2.90	120 3.05
Height in Inches and Meters	12 0.30	0.18 0.02	0.29 0.03	0.39 0.04	0.50 0.05	0.61 0.06	0.72 0.07	0.82 0.08	0.93 0.09	1.04 0.10	1.15 0.11	1.25 0.12	1.36 0.13	1.47 0.14	1.58 0.15	1.68 0.16	1.79 0.17	1.90 0.18	2.01 0.19	2.11 0.20
	18 0.46	0.43 0.04	0.69 0.06	0.95 0.09	1.21 0.11	1.47 0.14	1.73 0.16	1.99 0.19	2.25 0.21	2.51 0.23	2.77 0.26	3.03 0.28	3.29 0.31	3.55 0.33	3.81 0.35	4.07 0.38	4.33 0.40	4.59 0.43	4.85 0.45	5.11 0.47
	24 0.61	0.69 0.06	1.10 0.10	1.51 0.14	1.92 0.18	2.33 0.22	2.75 0.26	3.16 0.29	3.57 0.33	3.98 0.37	4.40 0.41	4.81 0.45	5.22 0.48	5.63 0.52	6.04 0.56	6.46 0.60	6.87 0.64	7.28 0.68	7.69 0.71	8.10 0.75
	30 0.76	0.95 0.09	1.51 0.14	2.08 0.19	2.65 0.25	3.22 0.30	3.78 0.35	4.35 0.40	4.92 0.46	5.49 0.51	6.05 0.56	6.62 0.62	7.19 0.67	7.76 0.72	8.32 0.77	8.89 0.83	9.46 0.88	10.02 0.93	10.59 0.98	11.16 1.04
	36 0.91	1.21 0.11	1.93 0.18	2.65 0.25	3.37 0.31	4.10 0.38	4.82 0.45	5.54 0.51	6.27 0.58	6.99 0.65	7.71 0.72	8.44 0.78	9.16 0.85	9.88 0.92	10.60 0.99	11.33 1.05	12.05 1.12	12.77 1.19	13.50 1.25	14.22 1.32
	42 1.07	1.46 0.14	2.34 0.22	3.22 0.30	4.10 0.38	4.98 0.46	5.86 0.54	6.74 0.63	7.62 0.71	8.50 0.79	9.37 0.87	10.25 0.95	11.13 1.03	12.01 1.12	12.89 1.20	13.77 1.28	14.65 1.36	15.53 1.44	16.41 1.52	17.28 1.61
	48 1.22	1.72 0.16	2.76 0.26	3.79 0.35	4.83 0.45	5.86 0.54	6.90 0.64	7.92 0.74	8.96 0.83	10.00 0.93	11.03 1.03	12.07 1.12	13.10 1.22	14.14 1.31	15.17 1.41	16.21 1.51	17.24 1.60	18.27 1.70	19.31 1.79	20.34 1.89
	54 1.37	1.98 0.18	3.17 0.29	4.36 0.41	5.55 0.52	6.74 0.63	7.93 0.74	9.12 0.85	10.31 0.96	11.50 1.07	12.69 1.18	13.88 1.29	15.07 1.40	16.26 1.51	17.45 1.62	18.64 1.73	19.83 1.84	21.02 1.95	22.21 2.06	23.40 2.17
	60 1.52	2.30 0.21	3.68 0.34	5.06 0.47	6.44 0.60	7.81 0.73	9.19 0.85	10.57 0.98	11.95 1.11	13.33 1.24	14.71 1.37	16.09 1.49	17.47 1.62	18.85 1.75	20.22 1.88	21.60 2.01	22.98 2.14	24.36 2.26	25.74 2.39	27.12 2.52
	66 1.68	2.50 0.23	4.00 0.37	5.50 0.51	7.01 0.65	8.51 0.79	10.01 0.93	11.51 1.07	13.01 1.21	14.51 1.35	16.01 1.49	17.52 1.63	19.02 1.77	20.52 1.91	22.02 2.05	23.52 2.19	25.02 2.33	26.52 2.46	28.03 2.60	29.53 2.74
	72 1.83	2.77 0.26	4.44 0.41	6.10 0.57	7.76 0.72	9.43 0.88	11.09 1.03	12.75 1.18	14.42 1.34	16.08 1.49	17.74 1.65	19.41 1.80	21.07 1.96	22.73 2.11	24.40 2.27	26.06 2.42	27.72 2.58	29.39 2.73	31.05 2.88	32.71 3.04
	78 1.98	3.02 0.28	4.83 0.45	6.65 0.62	8.46 0.79	10.27 0.95	12.09 1.12	13.90 1.29	15.71 1.46	17.53 1.63	19.34 1.80	21.15 1.96	22.96 2.13	24.78 2.30	26.59 2.47	28.40 2.64	30.22 2.81	32.03 2.98	33.84 3.14	35.65 3.31
	84 2.13	3.28 0.30	5.25 0.49	7.22 0.67	9.19 0.85	11.15 1.04	13.12 1.22	15.09 1.40	17.06 1.58	19.03 1.77	21.00 1.95	22.97 2.13	24.93 2.32	26.90 2.50	28.87 2.68	30.84 2.86	32.81 3.05	34.78 3.23	36.74 3.41	38.71 3.60
	90 2.29	3.54 0.33	5.66 0.53	7.79 0.72	9.91 0.92	12.04 1.12	14.16 1.32	16.28 1.51	18.41 1.71	20.53 1.91	22.66 2.10	24.78 2.30	26.90 2.50	29.03 2.70	31.15 2.89	33.28 3.09	35.40 3.29	37.52 3.49	39.65 3.68	41.77 3.88
	96 2.44	3.80 0.35	6.08 0.56	8.36 0.78	10.64 0.99	12.92 1.20	15.20 1.41	17.48 1.62	19.76 1.84	22.04 2.05	24.32 2.26	26.60 2.47	28.88 2.68	31.16 2.89	33.44 3.11	35.72 3.32	38.00 3.53	40.28 3.74	42.56 3.95	44.84 4.17
	102 2.59	4.06 0.38	6.49 0.60	8.93 0.83	11.36 1.06	13.80 1.28	16.24 1.51	18.67 1.73	21.11 1.96	23.54 2.19	25.98 2.41	28.41 2.64	30.85 2.87	33.28 3.09	35.72 3.32	38.15 3.54	40.59 3.77	43.02 4.00	45.46 4.22	47.89 4.45
	108 2.74	4.32 0.40	6.91 0.64	9.50 0.88	12.09 1.12	14.68 1.36	17.27 1.60	19.87 1.85	22.46 2.09	25.05 2.33	27.64 2.57	30.23 2.81	32.82 3.05	35.41 3.29	38.00 3.53	40.60 3.77	43.19 4.01	45.78 4.25	48.37 4.49	50.96 4.73
	114 2.90	4.58 0.43	7.32 0.68	10.07 0.94	12.82 1.19	15.56 1.45	18.31 1.70	21.06 1.96	23.80 2.21	26.55 2.47	29.30 2.72	32.04 2.98	34.79 3.23	37.54 3.49	40.28 3.74	43.03 4.00	45.77 4.25	48.52 4.51	51.27 4.76	54.01 5.02
	120 3.05	4.84 0.45	7.74 0.72	10.64 0.99	13.54 1.26	16.45 1.53	19.35 1.80	22.25 2.07	25.15 2.34	28.06 2.61	30.96 2.88	33.86 3.15	36.76 3.42	39.66 3.68	42.57 3.95	45.47 4.22	48.37 4.49	51.27 4.76	54.18 5.03	57.08 5.30



SCHEDULE TYPE:

PROJECT:

ENGINEER:

CONTRACTOR:

Page 2 of 3
Dimensions are in inches (mm).

DATE

B SERIES

SUPERSEDES

DRAWING NO.

3 - 14 - 23

LOUVER

11 - 22 - 19

D-DBE-06



EXTRUDED ALUMINUM LOUVER
6" (152) DEEP • DUAL DRAINABLE BLADE
PERFORMANCE DATA
MODEL: D-DBE-06

AIRFLOW/WATER PENETRATION DATA
for 48" x 48" (1219 x 1219) Louver Size

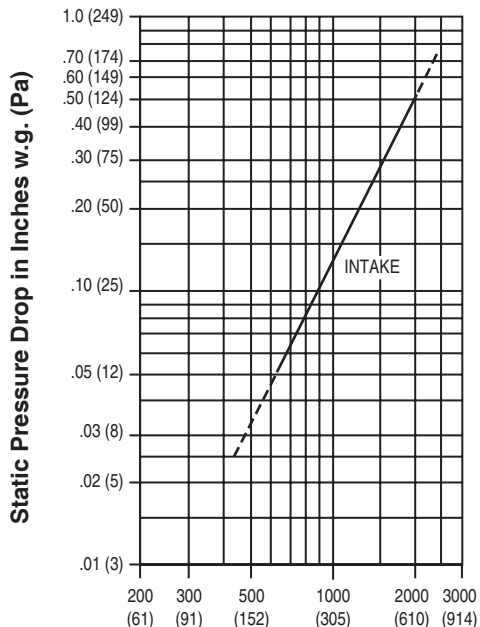
Free Area %		50%
Free Area sq. ft. (sq. m.)		7.92 (0.74)
I N T A K E	Free Area Velocity at Point of Beginning Water Penetration at .01 oz./sq. ft. (3 ml/sq. m) (15 min. test duration)	906 fpm (276 m/min.)
	Air Volume at 1193 fpm	9449 cfm (4459 l/s)
	Free Area Velocity	
	Pressure Drop @ 1193 fpm	.18 in. w.g. (45 Pa)

NOTE: To minimize water penetration when sizing intake louvers, select a Free Area Velocity that is **below** the beginning point of water penetration.



Safe-Air Dowco certifies the Model D-BE-06 shown herein is licensed to bear the AMCA Seal. The ratings shown are based on tests and procedures performed in accordance with AMCA Publication 511 and comply with the requirements of the AMCA Certified Ratings Program. Seal applies to air performance ratings and water penetration ratings.

PRESSURE DROP



Air Velocity in Feet (Meters) Per Minute Through Free Area

Louver test size: 48" x 48" (1219 x 1219 mm).
Standard air density @ 0.075 lbs/ft³.
Tested to AMCA Fig. 5.5 – 6.5.

SCHEDULE TYPE:	Page 3 of 3			
PROJECT:	Dimensions are in inches (mm).			
ENGINEER:	DATE	B SERIES	SUPERSEDES	DRAWING NO.
CONTRACTOR:	3 - 14 - 23	LOUVER	11 - 22 - 19	D-DBE-06