

**EXTRUDED ALUMINUM STATIONARY LOUVER**  
**4" (102) DEEP • DRAINABLE BLADE**  
**MODEL: DBE-04**

Model DBE-04, Drainable blade type louver, provides excellent weather protection in a 4" (102) deep frame, with good air performance and pleasing aesthetics that compliment any structure's exterior styling. Suitable for use in exhaust and low to medium velocity intake applications, the drainable blade design utilizes rain gutters that divert collected water down concealed side downspouts and out the sill. Blades are reinforced with full length integral bosses for superior strength and the design provides good air performance through it's large free area as well as maximum protection against the elements. Model DBE-04 is available with channel or flanged type frame to suit most architectural and mechanical installation requirements and is AMCA Licensed.

**STANDARD CONSTRUCTION:**

- FRAME:** 4" (102) deep, Type 6063-T5 extruded aluminum, .080" (2.03) nominal wall thickness. Integral downspouts and caulking slot provided.
- BLADES:** Type 6063-T5 extruded aluminum, .080" (2.03) nominal wall thickness, with reinforcing bosses.
- BLADE ANGLE:** Fixed at 37 degrees.
- BLADE SPACING:** Approx. 4" (102) on centers.
- BLADE SUPPORT BRACKETS:** Concealed type, factory installed on rear of louver on maximum 60" (1524) centers. Reinforced with 1 1/4" x 1 1/4" (32 x 32) angle (adds approx. 1 1/4" [32] to overall louver depth).
- MULLIONS:** Concealed type allowing continuous line appearance up to 120" (3048) wide. Larger assemblies require separate visible frames with downspouts.
- SCREEN:** 3/4" x .051 (19 x 1.3) expanded, flattened aluminum bird screen.
- FINISH:** Mill.
- MINIMUM SIZE:** 12" W x 12" H (305 x 305).
- MAXIMUM SINGLE SECTION SIZE:** 120" W x 84" H (3048 x 2134) or 84" W x 120" H (2134 x 3048). 70 sq. ft. (6.5m<sup>2</sup>). Larger louvers will require field assembly of smaller sections.

**OPTIONS:**

- Flanged Frame.
- Type 304 S.S. Bird Screen.
- No Bird Screen.
- Aluminum Insect Screen.
- Type 304 S.S. Insect Screen.
- Welded Construction.
- Extended Sill.
- 1" (25) Filter Rack.
- 2" (51) Filter Rack.
- Perimeter Anchor Clips.
- Other: \_\_\_\_\_.

**OPTIONAL FINISHES:** (Size limitations may apply with specific finishes; contact factory)

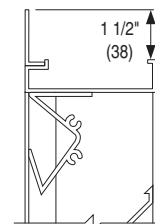
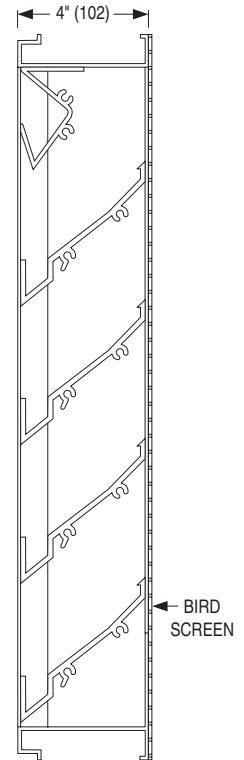
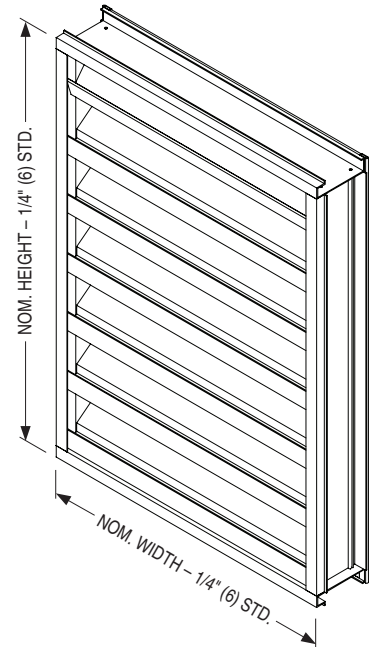
- Powder Coat AAMA 2603. Color: \_\_\_\_\_.
- High Performance Powder Coat AAMA 2604 (Equivalent to 50% Kynar®). Color: \_\_\_\_\_.
- Fluoropolymer Powder Coat AAMA 2605 (Equivalent to 70% Kynar®). Color: \_\_\_\_\_.
- Prime Coat.
- Clear Anodized 204-R1.
- Clear Anodized 215-R1.

**Color Anodized:**

- Light Bronze.
- Dark Bronze.
- Medium Bronze.
- Black.

**OPTIONAL W x H SIZING** (1/4" [6.5] Undersize standard):

- Exact Size.
- Undersize 3/8" (9.5).
- Undersize 1/2" (12.7).



FLANGED FRAME (FL)  
(OPTIONAL)

← BIRD SCREEN

<b>SCHEDULE TYPE:</b>
<b>PROJECT:</b>
<b>ENGINEER:</b>
<b>CONTRACTOR:</b>

Page 1 of 3  
Dimensions are in inches (mm).

DATE	B SERIES	SUPERSEDES	DRAWING NO.
11 - 22 - 19	LV	NEW	DBE-04



**EXTRUDED ALUMINUM STATIONARY LOUVER**  
**4" (102) DEEP • DRAINABLE BLADE**  
**PERFORMANCE DATA**  
**MODEL: DBE-04**

**FREE AREA in Square Feet and Square Meters**

		Width in Inches and Meters																		
		12	18	24	30	36	42	48	54	60	66	72	78	84	90	96	102	108	114	120
Height in Inches and Meters	12	0.31	0.50	0.68	0.87	1.06	1.24	1.43	1.62	1.80	1.99	2.18	2.36	2.55	2.74	2.92	3.11	3.30	3.48	3.67
	0.30	0.03	0.05	0.06	0.08	0.10	0.12	0.13	0.15	0.17	0.18	0.20	0.22	0.24	0.25	0.27	0.29	0.31	0.32	0.34
	18	0.54	0.87	1.20	1.52	1.85	2.18	2.50	2.83	3.16	3.48	3.81	4.14	4.47	4.79	5.12	5.45	5.77	6.10	6.43
	0.46	0.05	0.08	0.11	0.14	0.17	0.20	0.23	0.26	0.29	0.32	0.35	0.38	0.41	0.45	0.48	0.51	0.54	0.57	0.60
	24	0.78	1.24	1.71	2.18	2.64	3.11	3.58	4.04	4.51	4.98	5.44	5.91	6.38	6.85	7.31	7.78	8.25	8.71	9.18
	0.61	0.07	0.12	0.16	0.20	0.25	0.29	0.33	0.38	0.42	0.46	0.51	0.55	0.59	0.64	0.68	0.72	0.77	0.81	0.85
	30	1.06	1.69	2.33	2.97	3.60	4.24	4.87	5.51	6.14	6.78	7.41	8.05	8.69	9.32	9.96	10.59	11.23	11.86	12.50
	0.76	0.10	0.16	0.22	0.28	0.33	0.39	0.45	0.51	0.57	0.63	0.69	0.75	0.81	0.87	0.92	0.98	1.04	1.10	1.16
	36	1.29	2.07	2.84	3.62	4.39	5.17	5.95	6.72	7.50	8.27	9.05	9.82	10.60	11.37	12.15	12.93	13.70	14.48	15.25
	0.91	0.12	0.19	0.26	0.34	0.41	0.48	0.55	0.62	0.70	0.77	0.84	0.91	0.98	1.06	1.13	1.20	1.27	1.34	1.42
	42	1.57	2.52	3.46	4.41	5.35	6.30	7.24	8.18	9.13	10.07	11.02	11.96	12.91	13.85	14.79	15.74	16.68	17.63	18.57
	1.07	0.15	0.23	0.32	0.41	0.50	0.58	0.67	0.76	0.85	0.94	1.02	1.11	1.20	1.29	1.37	1.46	1.55	1.64	1.73
	48	1.81	2.89	3.98	5.06	6.14	7.23	8.26	9.40	10.48	11.57	12.65	13.74	14.82	15.90	16.99	18.07	19.16	20.24	21.33
	1.22	0.17	0.27	0.37	0.47	0.57	0.67	0.77	0.87	0.97	1.07	1.18	1.28	1.38	1.48	1.58	1.68	1.78	1.88	1.98
	54	2.04	3.27	4.49	5.71	6.94	8.16	9.39	10.61	11.84	13.06	14.28	15.51	16.73	17.96	19.18	20.41	21.63	22.86	24.08
	1.37	0.19	0.30	0.42	0.53	0.64	0.76	0.87	0.99	1.10	1.21	1.33	1.44	1.55	1.67	1.78	1.90	2.01	2.12	2.24
	60	2.32	3.72	5.11	6.50	7.89	9.29	10.68	12.07	13.47	14.86	16.25	17.65	19.04	20.43	21.83	23.22	24.61	26.01	27.40
	1.52	0.22	0.35	0.47	0.60	0.73	0.86	0.99	1.12	1.25	1.38	1.51	1.64	1.77	1.90	2.03	2.16	2.29	2.42	2.55
	66	2.56	4.09	5.62	7.15	8.69	10.22	11.75	13.29	14.82	16.35	17.89	19.42	20.95	22.49	24.02	25.55	27.09	28.62	30.15
	1.68	0.24	0.38	0.52	0.66	0.81	0.95	1.09	1.23	1.38	1.52	1.66	1.80	1.95	2.09	2.23	2.37	2.52	2.66	2.80
72	2.84	4.54	6.24	7.94	9.64	11.35	13.05	14.75	16.45	18.15	19.86	21.56	23.26	24.96	26.66	28.37	30.07	31.77	33.47	
1.83	0.26	0.42	0.58	0.74	0.90	1.05	1.21	1.37	1.53	1.69	1.84	2.00	2.16	2.32	2.48	2.64	2.79	2.95	3.11	
78	3.07	4.91	6.75	8.60	10.44	12.28	14.12	15.96	17.81	19.65	21.49	23.33	25.17	27.02	28.86	30.70	32.54	34.38	36.23	
1.98	0.29	0.46	0.63	0.80	0.97	1.14	1.31	1.48	1.65	1.83	2.00	2.17	2.34	2.51	2.68	2.85	3.02	3.19	3.37	
84	3.30	5.29	7.27	9.25	11.23	13.21	15.20	17.18	19.16	21.14	23.12	25.11	27.09	29.07	31.05	33.03	35.02	37.00	38.98	
2.13	0.31	0.49	0.68	0.86	1.04	1.23	1.41	1.60	1.78	1.96	2.15	2.33	2.52	2.70	2.88	3.07	3.25	3.44	3.62	
90	3.58	5.74	7.89	10.04	12.19	14.34	16.49	18.64	20.79	22.94	25.09	27.24	29.39	31.55	33.70	35.85	38.00	40.15	42.30	
2.29	0.33	0.53	0.73	0.93	1.13	1.33	1.53	1.73	1.93	2.13	2.33	2.53	2.73	2.93	3.13	3.33	3.53	3.73	3.93	
96	3.82	6.11	8.40	10.69	12.98	15.27	17.56	19.85	22.15	24.44	26.73	29.02	31.31	33.60	35.89	38.18	40.47	42.76	45.05	
2.44	0.35	0.57	0.78	0.99	1.21	1.42	1.63	1.84	2.06	2.27	2.48	2.70	2.91	3.12	3.33	3.55	3.76	3.97	4.19	
102	4.10	6.56	9.02	11.48	13.94	16.40	18.86	21.32	23.78	26.24	28.70	31.16	33.62	36.08	38.53	40.99	43.45	45.91	48.37	
2.59	0.38	0.61	0.84	1.07	1.29	1.52	1.75	1.98	2.21	2.44	2.67	2.89	3.12	3.35	3.58	3.81	4.04	4.27	4.49	
108	4.33	6.93	9.53	12.13	14.73	17.33	19.93	22.53	25.13	27.73	30.33	32.93	35.53	38.13	40.73	43.33	45.93	48.53	51.13	
2.74	0.40	0.64	0.89	1.13	1.37	1.61	1.85	2.09	2.33	2.58	2.82	3.06	3.30	3.54	3.78	4.03	4.27	4.51	4.75	
114	4.57	7.31	10.05	12.79	15.53	18.26	21.00	23.74	26.48	29.22	31.96	34.70	37.44	40.18	42.92	45.66	48.40	51.14	53.88	
2.90	0.42	0.68	0.93	1.19	1.44	1.70	1.95	2.21	2.46	2.71	2.97	3.22	3.48	3.73	3.99	4.24	4.50	4.75	5.01	
120	4.85	7.76	10.66	13.57	16.48	19.39	22.30	25.21	28.12	31.02	33.93	36.84	39.75	42.66	45.57	48.48	51.38	54.29	57.20	
3.05	0.45	0.72	0.99	1.26	1.53	1.80	2.07	2.34	2.61	2.88	3.15	3.42	3.69	3.96	4.23	4.50	4.77	5.04	5.31	



**SCHEDULE TYPE:**

**PROJECT:**

**ENGINEER:**

**CONTRACTOR:**

Page 2 of 3  
 Dimensions are in inches (mm).

**DATE**

**B SERIES**

**SUPERSEDES**

**DRAWING NO.**

11 - 22 - 19

LV

NEW

DBE-04



**EXTRUDED ALUMINUM STATIONARY LOUVER  
4" (102) DEEP • DRAINABLE BLADE  
PERFORMANCE DATA  
MODEL: DBE-04**

**AIRFLOW/ WATER PENETRATION DATA  
for 48" x 48" (1219 x 1219) Louver Size**

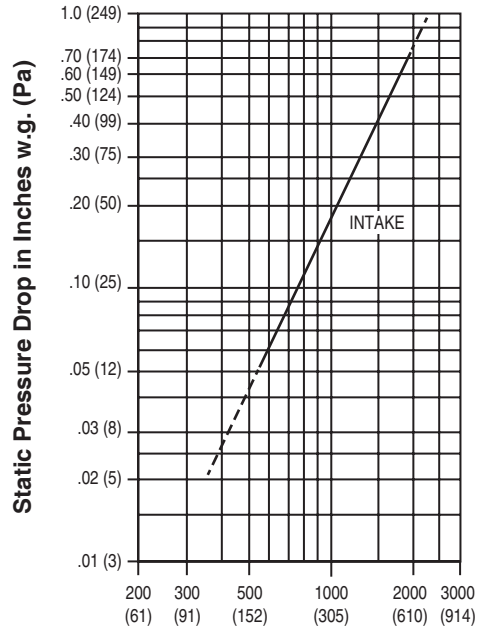
Free Area %		52%
Free Area sq. ft. (sq. m.)		8.26 (0.77)
I N T A K E	Free Area Velocity at Point of Beginning Water Penetration at .01 oz./sq. ft. (3 ml/sq. m) (15 min. test duration)	906 fpm (276 m/min.)
	Air Volume at 906 fpm	7484 cfm (3532 l/s)
	Free Area Velocity	
	Pressure Drop @ 906 fpm	.15 in. w.g. (37 Pa)

**NOTE:** To minimize water penetration when sizing intake louvers, select a Free Area Velocity that is **below** the point of beginning water penetration.



Safe-Air Dowco certifies the Model DBE-04 shown herein is licensed to bear the AMCA Seal. The ratings shown are based on tests and procedures performed in accordance with AMCA Publication 511 and comply with the requirements of the AMCA Certified Ratings Program. Seal applies to air performance ratings and water penetration ratings.

**PRESSURE DROP**



**Air Velocity in Feet (Meters) Per Minute Through Free Area**  
Louver test size: 48" x 48" (1219 x 1219 mm).  
Standard air density @ 0.075 lbs/ft<sup>3</sup>.  
Tested to AMCA Fig. 5.5 – 6.5.

<b>SCHEDULE TYPE:</b>	Page 3 of 3			
<b>PROJECT:</b>	Dimensions are in inches (mm).			
<b>ENGINEER:</b>	<b>DATE</b>	<b>B SERIES</b>	<b>SUPERSEDES</b>	<b>DRAWING NO.</b>
<b>CONTRACTOR:</b>	11 - 22 - 19	LV	NEW	DBE-04