



FORMED STEEL STATIONARY LOUVER
4" (102) DEEP • DRAINABLE BLADE
MODEL: DBF-04

Model DBF-04, drainable blade type formed louver, provides excellent weather protection in a 4" (102) deep frame, with good air performance and pleasing aesthetics that compliment any structure's exterior styling. Suitable for use in exhaust and low to medium velocity intake applications, the drainable blade design utilizes rain gutters that divert collected water down concealed side downspouts and out the sill. Galvanized steel construction is economical, yet durable and the design provides good air performance through it's 53% free area as well as excellent protection against the elements. Model DBF-04 is available with channel or flanged type frame to suit most architectural and mechanical installation requirements.

STANDARD CONSTRUCTION:

- FRAME:** 4" (102) deep, 20 ga. (1.0) formed galvanized steel.
- BLADES:** 20 ga. (1.0) formed galvanized steel. Drainable style.
- BLADE ANGLE:** Fixed at 45 degrees.
- BLADE SPACING:** Approx. 4" (102) on centers.
- SCREEN:** 1/2" x 1/2" x 19 ga. (13 x 13 x 1.0) galvanized bird screen. Mullion visible.
- FINISH:** Mill.
- MINIMUM SIZE:** 12" wide x 12" high (305 x 305).
- MAXIMUM SINGLE SECTION SIZE:** 120" wide x 84" high (3048 x 2134) or 84" wide x 120" high (2134 x 3048). Larger louvers will require field assembly of smaller sections.

OPTIONS:

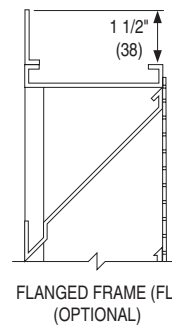
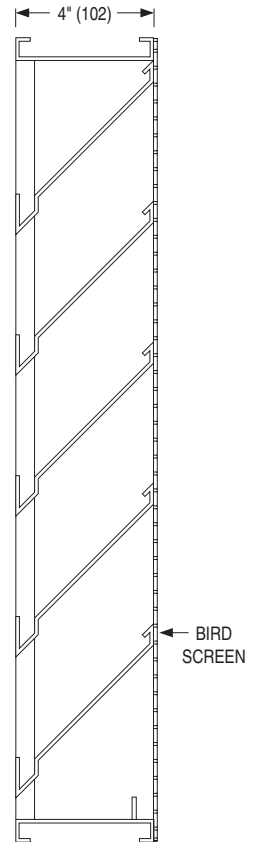
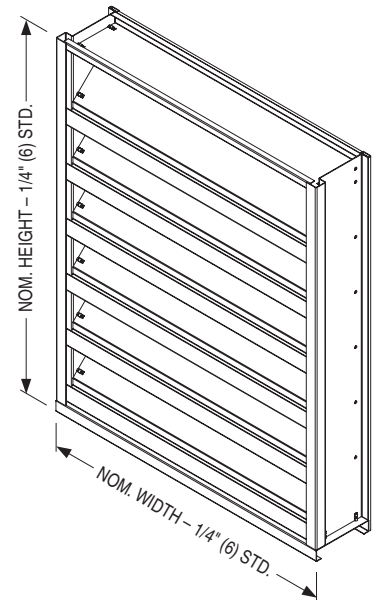
- Flanged Frame.
- Aluminum Bird Screen.
- Type 304 S.S. Bird Screen.
- No Bird Screen.
- Aluminum Insect Screen.
- Type 304 S.S. Insect Screen.
- 18 Gauge Construction.
- 16 Gauge Construction.
- Type 304 S.S. Construction.
- Type 316 S.S. Construction.
- Welded Construction.
- Extended Sill.
- 1" (25) Filter Rack.
- 2" (51) Filter Rack.
- Perimeter Anchor Clips.

OPTIONAL FINISHES: (Size limitations may apply with specific finishes; contact factory)

- Powder Coat AAMA 2603. Color: _____.
- High Performance Powder Coat AAMA 2604 (Equivalent to 50% Kynar®). Color: _____.
- Fluoropolymer Powder Coat AAMA 2605 (Equivalent to 70% Kynar®). Color: _____.
- Prime Coat.

OPTIONAL W x H SIZING (1/4" [6.5] Undersize standard):

- Exact Size.
- Undersize 3/8" (9.5).
- Undersize 1/2" (12.7).



SCHEDULE TYPE:
PROJECT:
ENGINEER:
CONTRACTOR:

Page 1 of 2
 Dimensions are in inches (mm).

DATE	B SERIES	SUPERSEDES	DRAWING NO.
11 - 22 - 19	LV	NEW	DBF-04



FORMED STEEL STATIONARY LOUVER
4" (102) DEEP • DRAINABLE BLADE
PERFORMANCE DATA
MODEL: DBF-04

FREE AREA in Square Feet and Square Meters

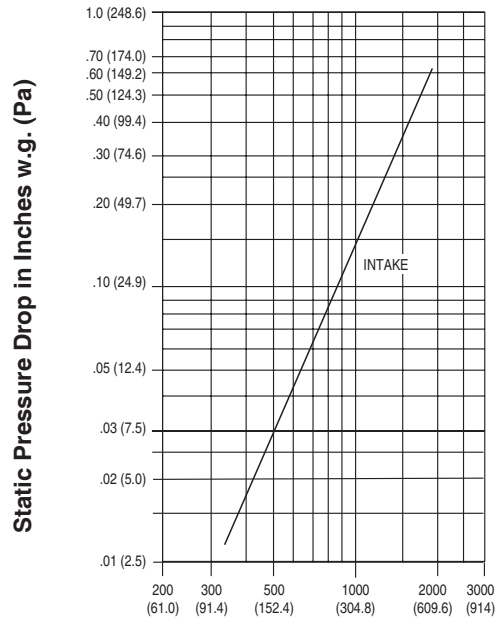
		Width in Inches and Meters									
		12 0.30	18 0.46	24 0.61	30 0.76	36 0.91	42 1.07	48 1.22	54 1.37	60 1.52	
Height in Inches and Meters	12 0.30	0.26 0.02	0.40 0.04	0.55 0.05	0.69 0.06	0.84 0.08	0.99 0.09	1.13 0.11	1.28 0.12	1.43 0.13	
	18 0.46	0.54 0.05	0.85 0.08	1.16 0.11	1.46 0.14	1.77 0.16	2.08 0.19	2.39 0.22	2.70 0.25	3.01 0.28	
	24 0.61	0.80 0.07	1.25 0.12	1.71 0.16	2.16 0.20	2.62 0.24	3.08 0.29	3.53 0.33	3.99 0.37	4.44 0.41	
	30 0.76	1.08 0.10	1.70 0.16	2.32 0.22	2.93 0.27	3.55 0.33	4.17 0.39	4.79 0.44	5.40 0.50	6.02 0.56	
	36 0.91	1.36 0.13	2.14 0.20	2.92 0.27	3.70 0.34	4.48 0.42	5.26 0.49	6.04 0.56	6.82 0.63	7.60 0.71	
	42 1.07	1.62 0.15	2.55 0.24	3.48 0.32	4.40 0.41	5.33 0.50	6.26 0.58	7.18 0.67	8.11 0.75	9.04 0.84	
	48 1.22	1.91 0.18	2.99 0.28	4.08 0.38	5.17 0.48	6.26 0.58	7.35 0.68	8.44 0.78	9.53 0.89	10.62 0.99	
	54 1.37	2.16 0.20	3.40 0.32	4.64 0.43	5.87 0.55	7.11 0.66	8.35 0.78	9.58 0.89	10.82 1.01	12.05 1.12	
	60 1.52	2.45 0.23	3.85 0.36	5.24 0.49	6.64 0.62	8.04 0.75	9.44 0.88	10.84 1.01	12.24 1.14	13.63 1.27	
	66 1.68	2.71 0.25	4.25 0.39	5.80 0.54	7.34 0.68	8.89 0.83	10.43 0.97	11.98 1.11	13.53 1.26	15.07 1.40	
	72 1.83	2.99 0.28	4.70 0.44	6.40 0.59	8.11 0.75	9.82 0.91	11.53 1.07	13.24 1.23	14.94 1.39	16.65 1.55	
	78 1.98	3.27 0.30	5.14 0.48	7.01 0.65	8.88 0.83	10.75 1.00	12.62 1.17	14.49 1.35	16.36 1.52	18.23 1.69	
	84 2.13	3.53 0.33	5.55 0.52	7.56 0.70	9.58 0.89	11.60 1.08	13.62 1.26	15.63 1.45	17.65 1.64	19.67 1.83	
	90 2.29	3.81 0.35	5.99 0.56	8.17 0.76	10.35 0.96	12.53 1.16	14.71 1.37	16.89 1.57	19.07 1.77	21.25 1.97	
	96 2.44	4.07 0.38	6.40 0.59	8.72 0.81	11.05 1.03	13.38 1.24	15.70 1.46	18.03 1.68	20.36 1.89	22.68 2.11	

AIRFLOW/ WATER PENETRATION DATA
for 48" x 48" (1219 x 1219) Louver Size

Free Area %		53%
Free Area sq. ft. (sq. m.)		8.44 (0.78)
I N T A K E	Free Area Velocity at Point of Beginning Water Penetration at .01 oz./sq. ft. (3 ml/sq. m) (15 min. test duration)	976 fpm (297 m/min.)
	Air Volume at 976 fpm Free Area Velocity	8237 cfm (3887 l/s)
	Pressure Drop @ 976 fpm	.14 in. w.g. (35 Pa)

NOTE: To minimize water penetration when sizing intake louvers, select a Free Area Velocity that is **below** the point of beginning water penetration.

PRESSURE DROP



Air Velocity in Feet (Meters) Per Minute Through Free Area
Louver test size: 48" x 48" (1219 x 1219 mm). Standard air density @ 0.075 lbs/ft³.
Tested to AMCA Fig. 5.5-6.5.

SCHEDULE TYPE:				
PROJECT:				
ENGINEER:	DATE	B SERIES	SUPERSEDES	DRAWING NO.
CONTRACTOR:	11 - 22 - 19	LV	NEW	DBF-04

Page 2 of 2
Dimensions are in inches (mm).