

# FORMED LOUVER

## Drainable Blade Louver in 6" thick frame design – Model DBF- 06

**Features** – High Performance patented design allowing maximum airflow with minimum outside element or water penetration

### STANDARD CONSTRUCTION

**FRAME**

DBF- 06" (152) thick, is 20 gauge (1.0) galvanized steel in style #3

**BLADES**

DBF- 06", (152) are 20 gauge (1.0) galvanized steel, approx. spacing is 3-1/2" (89) @ 36°

**MAXIMUM SIZE**

Unlimited, with mullions, structural bracing supplied by others

**MAXIMUM SINGLE SECTION**

120"w x 84"h or 84"w x 120"h  
(allows for best handling)

**MULLIONS**

Visible

**MINIMUM SIZE**

12" W x 12" H (305 x 305)

**UNDERSIZED**

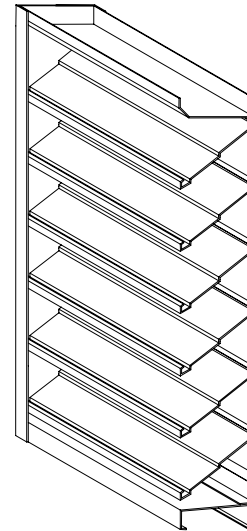
3/8" (10) under ordered size unless specified Exact or Actual

**SCREEN**

1/2" (13) wire mesh 19 gauge (1.1) galvanized bird screen no frame

**FINISH**

Mill



**MULLION STYLE**

PERFORMANCE
Point of water penetration 1010 fpm (308)
Free area 48 x 48 section 60%

### OPTIONAL CONSTRUCTION

**FRAME** – Available in a heavier construction up to 10 gauge (3.5)

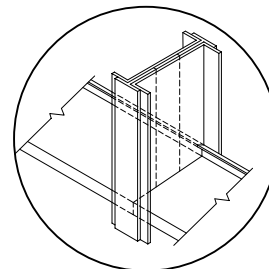
**BLADES** - Available in a heavier construction up to 16 gauge (1.6)

**SPECIFIED MATERIAL** – Aluminum, Stainless or as requested

**SCREENS** - Many styles available please consult screen listing

**MULLIONS** – Invisible please consult factory

**FINISH** – Air-dry primer, polyurethane, epoxy, or enamel. Baked epoxy or enamel. Kynar ( Kynar limitations on steel.)



Visible

### SPECIAL PURPOSE CONSTRUCTION

Special shapes; Triangle, Trapezoid, etc.

Fully welded assembly


Security bars

Filter racks

Hinged as walk through door or for swing out access

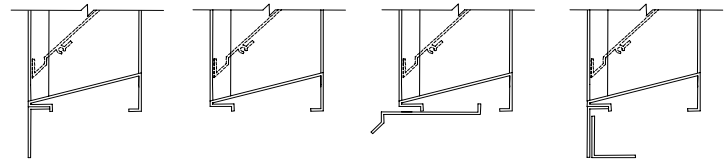
Sleeved for ductwork connection

### TYPICAL SCREEN STYLE



Wire Mesh  
Standard

### FRAME STYLES



1- Flange (1.5")

3 – Box

8- Box with  
Sill Extension

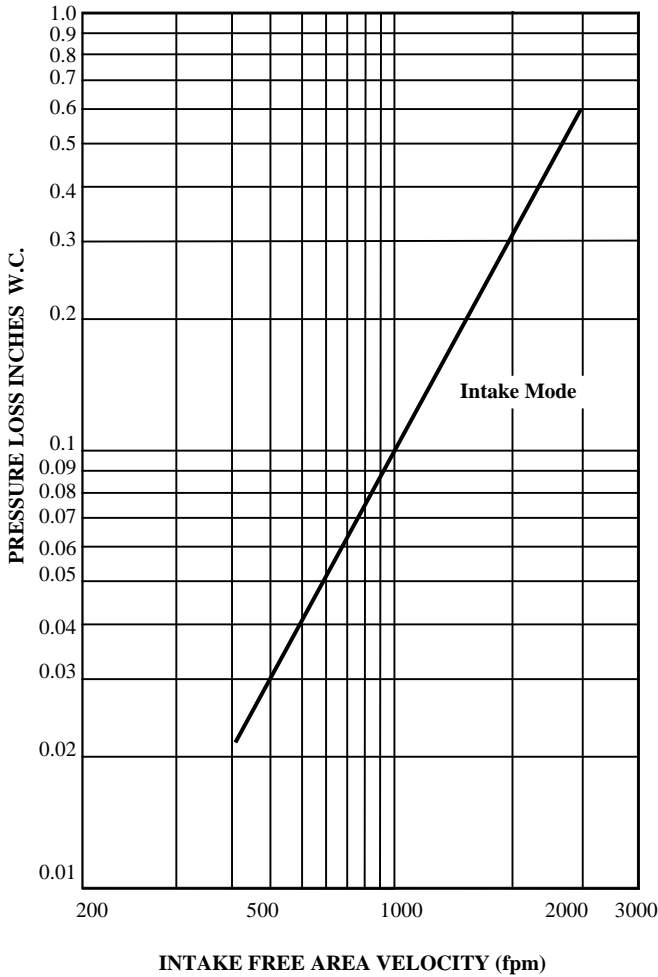
9 - Flange  
with Sub Frame

DATE		ARCHITECT		ENGINEER	
PROJECT					
ITEM	QTY	W	H		SAFE-AIR / DOWCO certifies that the DBF-06 louver shown herein are licensed to bear the AMCA Seal. The ratings shown are based on tests and procedures performed in accordance with AMCA Publication 511 and comply with the requirements of the AMCA Certified Ratings Program. The AMCA Certified Ratings Seal applies to air performance ratings and water penetration ratings.

# DBF-06 PERFORMANCE SPECIFICATIONS

All tests performed at an independent laboratory and based on AMCA standard 511 – 91 for air performance and water penetration.

## AIR PERFORMANCE



## CALCULATING PRESSURE LOSS

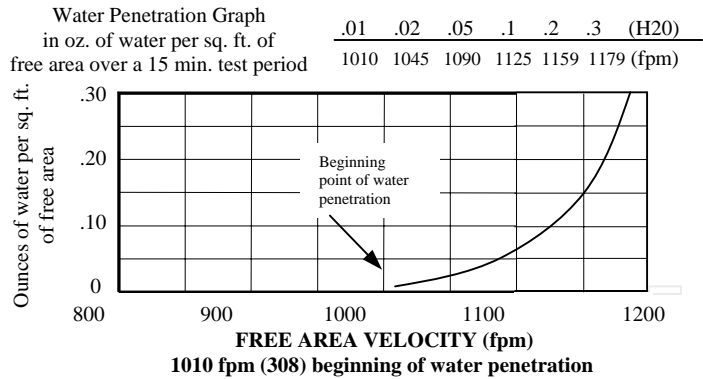
Based upon a given flow rate (in CFM), the flowing pressure loss may be determined from the “air performance” graph, knowing the sq. ft. of free area of the louver. Alternately, the free area may be determined based upon a volumetric flow rate and a maximum pressure loss. Utilizing the “air performance” graph.

\_\_\_\_\_ in. W.C. Max. Pressure Loss Intake or Exhaust  
 \_\_\_\_\_ FPM (Free Area Velocity From “Air Performance” Graph)  
 \_\_\_\_\_ CFM / \_\_\_\_\_ FPM Free Area Velocity = \_\_\_\_\_ Sq. Ft. Free Area

## CALCULATING MAXIMUM AIRFLOW BEFORE WATER PENETRATION

The “free area flow rate” at which water penetration commences (.01 oz. of water) is established at, 1010 fpm (308) for DBF-06, and will vary depending upon actual weather conditions. The “water penetration” graph illustrates the results of actual laboratory test on a 48” x 48” (1219 x 1219) test sample subjected to hypothetical rainfall conditions. To determine the free area (in sq. ft.) based upon a known volumetric flow rate in CFM;

\_\_\_\_\_ CFM / \_\_\_\_\_ FPM = \_\_\_\_\_ SQ. FT. FREE AREA  
 (System Requirements)



## FREE AREA CALCULATIONS IN SQ. FT.

WIDTH

INCHES	12	18	24	30	36	42	48	54	60	66	72	78	84	90	96	102	108	114	120
12	.31	.49	.67	.86	1.04	1.22	1.41	1.59	1.78	1.96	2.14	2.33	2.51	2.69	2.88	3.06	3.24	3.43	3.61
18	.63	1.00	1.38	1.76	2.13	2.51	2.88	3.26	3.64	4.01	4.39	4.76	5.14	5.52	5.89	6.27	6.64	7.02	7.40
24	.94	1.50	2.06	2.62	3.19	3.75	4.31	4.87	5.44	6.00	6.56	7.12	7.69	8.25	8.81	9.37	9.94	10.50	11.06
30	1.21	1.94	2.67	3.39	4.12	4.85	5.58	6.30	7.03	7.76	8.49	9.21	9.94	10.67	11.40	12.12	12.85	13.58	14.31
36	1.50	2.39	3.29	4.19	5.09	5.99	6.88	7.78	8.68	9.58	10.48	11.37	12.27	13.17	14.07	14.97	15.86	16.76	17.66
42	1.84	2.95	4.06	5.16	6.27	7.38	8.48	9.59	10.69	11.80	12.91	14.01	15.12	16.23	17.33	18.44	19.54	20.65	21.76
48	2.12	3.39	4.66	5.93	7.20	8.48	9.75	11.02	12.29	13.56	14.83	16.10	17.37	18.65	19.92	21.19	22.46	23.73	25.00
54	2.39	3.83	5.27	6.70	8.14	9.58	11.01	12.45	13.88	15.32	16.76	18.19	19.63	21.07	22.50	23.94	25.38	26.81	28.25
60	2.71	4.34	5.97	7.60	9.23	10.86	12.49	14.12	15.74	17.37	19.00	20.63	22.26	23.89	25.52	27.14	28.77	30.40	32.03
66	3.03	4.84	6.66	8.47	10.29	12.10	13.92	15.73	17.55	19.36	21.18	22.99	24.81	26.62	28.44	30.25	32.07	33.88	35.70
72	3.30	5.28	7.26	9.24	11.22	13.20	15.18	17.16	19.14	21.12	23.10	25.08	27.06	29.04	31.02	33.00	34.98	36.96	38.94
78	3.58	5.74	7.89	10.04	12.19	14.31	16.49	18.64	20.79	22.94	25.09	27.24	29.39	31.54	33.69	35.84	38.00	40.15	42.30
84	3.93	6.29	8.65	11.01	13.37	15.73	18.08	20.44	22.80	25.16	27.52	29.88	32.24	34.60	36.96	39.32	41.67	44.03	46.39
90	4.21	6.73	9.25	11.78	14.30	16.83	19.35	21.87	24.40	26.92	29.45	31.97	34.49	37.02	39.54	42.07	44.59	47.11	49.64
96	4.48	7.17	9.86	12.55	15.24	17.93	20.62	23.30	25.99	28.68	31.37	34.06	36.75	39.44	42.13	44.82	47.51	50.19	52.88

HEIGHT