

**Chevron Blade Louver in 4" thick frame design Model – LEY-04**

**Design Features** – Vision proof design, not intended for use as an intake or exhaust, useful as an open area vent.

**STANDARD CONSTRUCTION**

ALL MATERIAL – EXTRUDED ALUMINUM 6063-T5 (KB-45)

**FRAME**

.081" (2.1) extruded aluminum in style #3

**BLADES**

.081" (2.1) extruded aluminum, approx spacing is 4 1/2" (114)

**MAXIMUM SIZE**

Unlimited, with mullions, structural bracing supplied by others

**MAXIMUM FACTORY ASSEMBLY SIZE**

120" w x 96" h or 96" w x 120" h (3048 x 2438) or (2438 x 3048)

(allows for best handling)

(Type of finish may limit maximum single section)

**MULLION**

Invisible

**MINIMUM SIZE**

12"w x 12"H (305 x 305)

**UNDERSIZED**

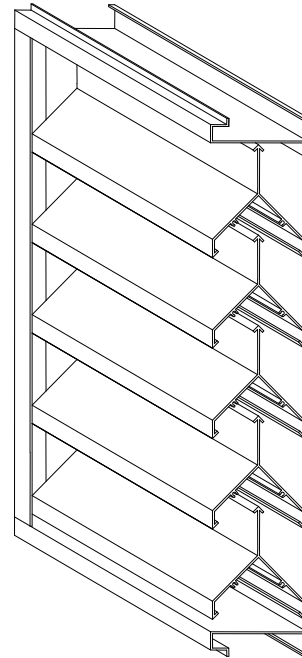
1/4" (6) under ordered size unless specified Exact or Actual

**SCREEN**

3/4" x .051" (19 x 1.3) flattened expanded aluminum bird screen, no frame

**FINISH**

Mill



**OPTIONAL CONSTRUCTION**

**FRAME** – Available in a heavier extrusion of .125" (3.2)

**BLADES** – Available in a heavier extrusion of .125" (3.2)

**SCREEN** - Many styles available please consult screen listing

**FINISH** – Air-dry primer, polyurethane, epoxy, or enamel, baked epoxy or enamel, Kynar, or Powder coat.

**MULLION** – Visible for architectural preference

**SPECIAL PURPOSE CONSTRUCTION**

Special shapes: Triangle, Round, Trapezoid, Octagon, etc.

Fully welded construction

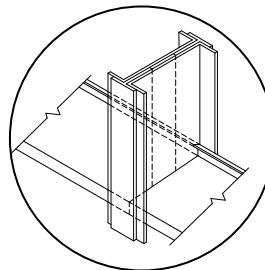
Security bars

Filter racks

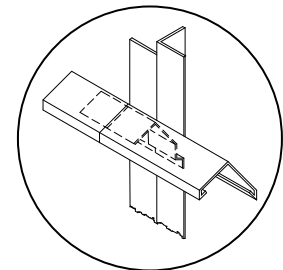
Hinged as walk through door or for swing out for access

Sleeved for ductwork connection

**MULLION STYLES**

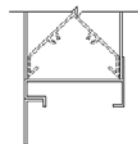


Visible

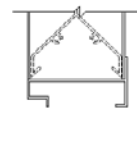


Invisible

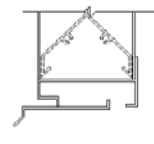
**FRAME STYLES**



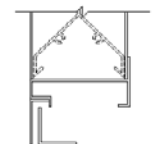
(1) - Flange  
1-1/2"



(3) - Box  
Standard

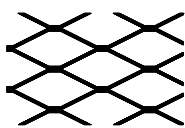


(8) - Box and  
Sill Extension




(9) - Flange  
w/ sub frame

**TYPICAL SCREEN STYLES**



Expanded Aluminum  
Standard



Wire Mesh

DATE	ARCHITECT			CUSTOMER
PROJECT				
ITEM	QTY	W	H	DESCRIPTION



DEPENDABLE PRODUCTS SINCE 1955

**SAFE-AIR OF ILLINOIS INC.**

Engineering and General Offices

1855 South 54<sup>th</sup> Avenue, Cicero, Illinois 60804

Phone 708-652-9100 FAX 708-652-9158

**WIDTH FREE AREA CALCULATIONS IN SQ. FT.**

INCHES	12	18	24	30	36	42	48	54	60	66	72	78	84	90	96
<b>12</b>	.18	.28	.39	.49	.60	.70	.81	.91	1.02	1.12	1.23	1.33	1.44	1.54	1.65
<b>18</b>	.33	.54	.74	.94	1.14	1.34	1.54	1.74	1.94	2.14	2.34	2.55	2.75	2.95	3.15
<b>24</b>	.45	.71	.98	1.25	1.52	1.79	2.05	2.32	2.59	2.86	3.13	3.39	3.66	3.93	4.20
<b>30</b>	.62	1.00	1.37	1.74	2.12	2.49	2.86	3.23	3.61	3.98	4.35	4.73	5.10	5.47	5.85
<b>36</b>	.78	1.25	1.72	2.19	2.66	3.13	3.60	4.06	4.53	5.00	5.47	5.94	6.41	6.88	7.35
<b>42</b>	.89	1.43	1.97	2.50	3.04	3.57	4.11	4.64	5.18	5.72	6.25	6.79	7.32	7.86	8.40
<b>48</b>	1.07	1.71	2.35	2.99	3.63	4.27	4.92	5.56	6.20	6.84	7.48	8.12	8.76	9.40	10.05
<b>54</b>	1.23	1.97	2.70	3.44	4.18	4.91	5.65	6.39	7.12	7.86	8.60	9.33	10.07	10.81	11.55
<b>60</b>	1.34	2.14	2.95	3.75	4.56	5.36	6.16	6.97	7.77	8.58	9.38	10.18	10.99	11.79	12.60
<b>66</b>	1.52	2.42	3.33	4.24	5.15	6.06	6.97	7.88	8.79	9.70	10.61	11.52	12.43	13.34	14.24
<b>72</b>	1.67	2.68	3.68	4.69	5.69	6.70	7.70	8.71	9.71	10.72	11.72	12.73	13.73	14.74	15.74
<b>78</b>	1.79	2.86	3.93	5.00	6.07	7.15	8.22	9.29	10.36	11.43	12.51	13.58	14.65	15.72	16.79
<b>84</b>	1.96	3.14	4.32	5.49	6.67	7.85	9.03	10.20	11.38	12.56	13.73	14.91	16.09	17.27	18.44
<b>90</b>	2.12	3.36	4.67	5.94	7.21	8.49	9.76	11.03	12.30	13.58	14.85	16.12	17.40	18.67	19.94
<b>96</b>	2.23	3.57	4.91	6.25	7.59	8.93	10.27	11.61	12.95	14.29	15.63	16.97	18.31	19.65	20.99

**HEIGHT**

