

Weather Protective Blade Louver in 2" thick frame design Model LEZ-02

Design Features – Narrow profile multipurpose design. Stormproof blade shape to deter water and offer a clean appearance.

STANDARD CONSTRUCTION

ALL MATERIAL – EXTRUDED ALUMINUM 6063-T5 (KB-45)

FRAME

.063" (1.6) extruded aluminum in style #3

BLADES

.063" (1.6) extruded aluminum, approx spacing is 2-1/2" o.c. (64) @ 45°

FASTENERS

Plated steel, tek screw

MAXIMUM SIZE

Unlimited, with mullions, structural bracing supplied by others

MAXIMUM FACTORY ASSEMBLY SIZE

120" w x 84" h or 84" w x 120" h

(allows for best handling)

(Type of finish may limit maximum single section)

MULLION

Visible

MINIMUM SIZE

12" w x 8" h (305 x 203)

UNDERSIZED

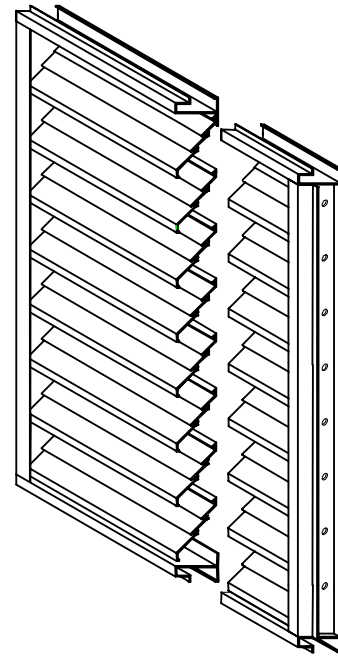
1/4" (6) under ordered size unless specified Exact or Actual

SCREEN

3/4" x .051" (19 x 1.3) flattened expanded aluminum bird screen, no frame

FINISH

Mill



OPTIONAL CONSTRUCTION

SCREEN - Many styles available please consult screen listing

FINISH – Air-dry primer, polyurethane, epoxy, or enamel, baked epoxy or enamel, Kynar, or Powder coat.

MULLION – Invisible for architectural preference

SPECIAL PURPOSE CONSTRUCTION

Special shapes: Triangle, Round, Trapezoid, etc.

Fully welded construction

Security bars

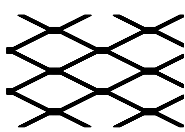
Filter racks

Hinged as walk through door or for swing out for access


Sleeved for ductwork connection

** Consult SAFE-AIR/DOWCO for additional technical information.

TYPICAL SCREEN STYLES

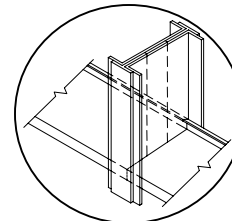


Expanded Aluminum Standard

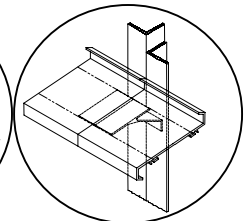


Wire Mesh

MULLION STYLES

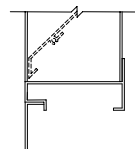


Visible

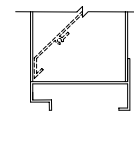


Invisible

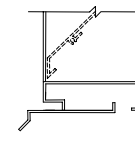
FRAME STYLES



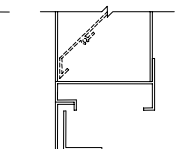
(1) - Flange 1-1/2"



(3) - Box Standard



(8) - Box and Sill Extension



(9) - Flange w/ sub frame

DATE	ARCHITECT			CUSTOMER
PROJECT				
ITEM	QTY	W	H	DESCRIPTION



DEPENDABLE PRODUCTS SINCE 1955

SAFE-AIR OF ILLINOIS INC.

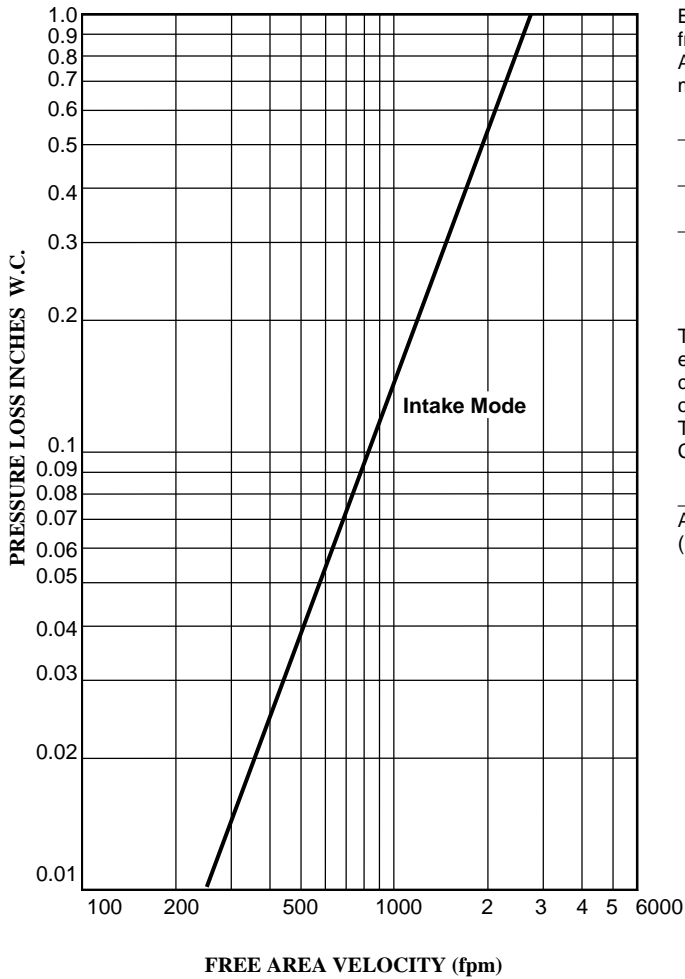
Engineering and General Offices

1855 South 54th Avenue, Cicero, Illinois 60804

Phone 708-652-9100 FAX 708-652-9158

All tests performed at an independent laboratory and based on AMCA standard – 500 for air performance and water penetration.

AIR PERFORMANCE



CALCULATING PRESSURE LOSS

Based upon a given flow rate (in CFM), the flowing pressure loss may be determined from the "air performance graph", knowing the sq. ft. of free area of the damper. Alternately, the free area may be determined based upon a volumetric flow rate and a maximum pressure loss. Utilizing the "air performance" graph.

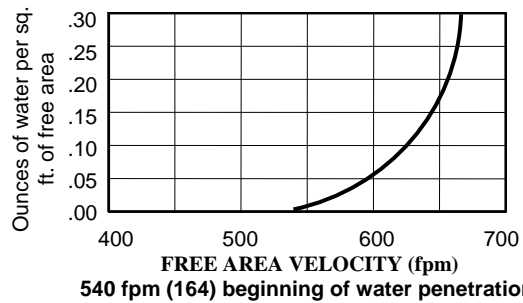
_____ in. W.C. Max. Pressure Loss Intake or Exhaust
 _____ FPM (Free Area Velocity From "Air Performance" Graph)
 _____ CFM / _____ FPM Free Area Velocity = _____ Sq. Ft. Free Area

CALCULATING MAXIMUM AIRFLOW BEFORE WATER PENETRATION

The "free area flow rate" at which water penetration commences (.01 oz. of water) is established at, 540 fpm (164) for LEZ-02, and will vary depending upon actual weather conditions. The "water penetration" graph illustrates the results of actual laboratory test on a 48" x 48" (1219 x 1219) test sample subjected to hypothetical rainfall conditions. To determine the free area (in sq. ft.) based on upon a known volumetric flow rate in CFM;

_____ CFM/ _____ FPM= _____ SQ. FT. FREE AREA
 (System Requirements)

Water Penetration Graph
 in oz. of water per sq. ft. of free area over a 15 min. test period



FREE AREA CALCULATIONS IN SQ. FT.

WIDTH

Inches	12	18	24	30	36	42	48	54	60	66	72	78	84	90	96	102	108	114	120
12	0.28	0.44	0.60	0.76	0.92	1.08	1.24	1.41	1.57	1.73	1.89	2.05	2.21	2.37	2.53	2.69	2.85	3.01	3.17
18	0.52	0.81	1.11	1.40	1.70	1.99	2.29	2.58	2.88	3.17	3.47	3.76	4.06	4.36	4.65	4.95	5.24	5.54	5.83
24	0.69	1.08	1.48	1.87	2.26	2.66	3.05	3.44	3.84	4.23	4.63	5.02	5.41	5.81	6.20	6.59	6.99	7.38	7.78
30	0.92	1.45	1.97	2.50	3.03	3.55	4.08	4.61	5.13	5.66	6.19	6.71	7.24	7.77	8.29	8.82	9.35	9.87	10.40
36	1.12	1.76	2.40	3.04	3.68	4.32	4.96	5.60	6.24	6.88	7.52	8.16	8.80	9.44	10.08	10.72	11.36	12.00	12.64
42	1.31	2.07	2.82	3.57	4.32	5.07	5.82	6.57	7.32	8.08	8.83	9.58	10.33	11.08	11.83	12.58	13.33	14.08	14.84
48	1.55	2.44	3.32	4.21	5.09	5.98	6.87	7.75	8.64	9.52	10.41	11.29	12.18	13.07	13.95	14.84	15.72	16.61	17.50
54	1.72	2.71	3.69	4.68	5.66	6.64	7.63	8.61	9.60	10.58	11.56	12.55	13.53	14.52	15.50	16.49	17.47	18.45	19.44
60	1.96	3.07	4.19	5.31	6.42	7.54	8.66	9.78	10.89	12.01	13.13	14.24	15.36	16.48	17.60	18.71	19.83	20.95	22.06
66	2.15	3.38	4.61	5.84	7.07	8.30	9.53	10.77	12.00	13.23	14.46	15.69	16.92	18.15	19.38	20.61	21.84	23.07	24.30
72	2.35	3.69	5.03	6.37	7.71	9.06	10.40	11.74	13.08	14.42	15.77	17.11	18.45	19.79	21.13	22.47	23.82	25.16	26.50
78	2.58	4.06	5.54	7.01	8.49	9.97	11.44	12.92	14.39	15.87	17.35	18.82	20.30	21.78	23.25	24.73	26.21	27.68	29.16
84	2.76	4.33	5.91	7.48	9.06	10.63	12.20	13.78	15.35	16.93	18.50	20.08	21.65	23.23	24.80	26.38	27.95	29.53	31.10
90	2.99	4.70	6.40	8.11	9.82	11.53	13.23	14.94	16.65	18.36	20.07	21.77	23.48	25.19	26.90	28.60	30.31	32.02	33.73
96	3.19	5.01	6.83	8.65	10.47	12.29	14.11	15.93	17.75	19.57	21.40	23.22	25.04	26.86	28.68	30.50	32.32	34.14	35.96
102	3.38	5.31	7.25	9.18	11.11	13.04	14.98	16.91	18.84	20.77	22.70	24.64	26.57	28.50	30.43	32.37	34.30	36.23	38.16
108	3.62	5.68	7.75	9.82	11.88	13.95	16.02	18.09	20.15	22.22	24.29	26.35	28.42	30.49	32.55	34.62	36.69	38.75	40.82
114	3.79	5.95	8.12	10.29	12.45	14.62	16.78	18.95	21.11	23.28	25.44	27.61	29.77	31.94	34.10	36.27	38.44	40.60	42.77
120	4.02	6.32	8.62	10.92	13.21	15.51	17.81	20.11	22.41	24.71	27.00	29.30	31.60	33.90	36.20	38.50	40.79	43.09	45.39

HEIGHT