

## SUN SHADES – Model SSE-84 / series

**Design Features** – Helps reduce building energy consumption and prevent the sun penetrating through the building.

### STANDARD CONSTRUCTION

**OUTRIGGER**

4" x 1/4" plate extruded aluminum alloy 6063-T5, Plate - square

**BLADES**

.081" x 3-7/8" air foil extruded aluminum, alloy 6063-T5

**FASCIA**

.081" Channel extruded aluminum, alloy 6063-T5

**MAXIMUM FACTORY ASSEMBLY SIZE**

32" deep x 120"

**MINIMUM SIZE**

12" x 12"

**FASTENERS:**

Mechanical type and welded construction

**MOUNTING PLATE :**

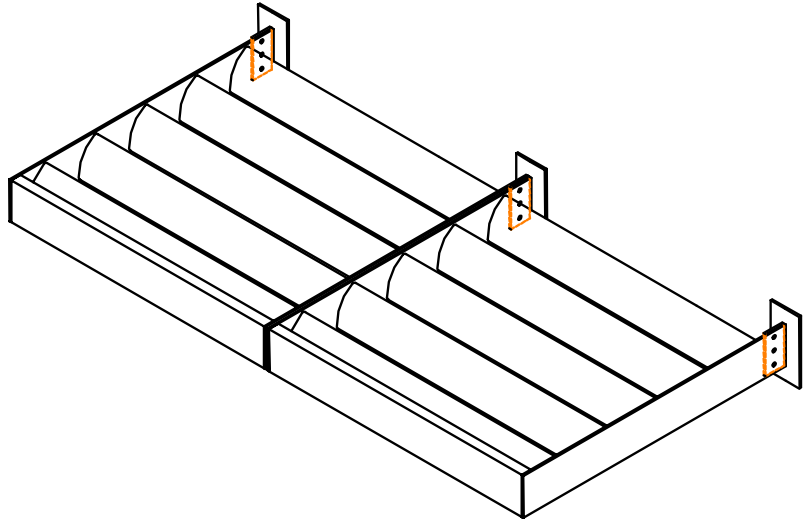
4" x 6" x 1/4" back plate

**UNDERSIZED**

Actual

**FINISH**

Mill



### OPTIONAL CONSTRUCTION

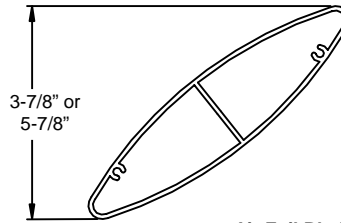
**OUTRIGGER** – Tube, channel, straight-rounded

**BLADES** – Many styles available please listing

**FASCIA** – Channel, plate, bullnose, wedger, rectangular

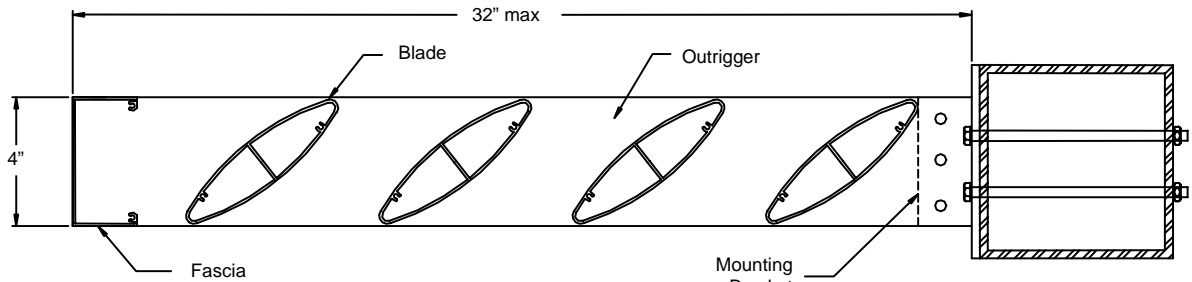
**MOUNTING:** Boot bracket, plate attachment, tee-mounting bracket

**FINISH** – Air-dry primer, polyurethane, epoxy, or enamel, baked epoxy or enamel, Anodized, Kynar 500, or Powder coat.



| Model  | Blades | Outrigger |
|--------|--------|-----------|
| SSE-84 | 3-7/8" | 1/4" x 4" |
| SSE-86 | 5-7/8" | 1/4" x 6" |

Air Foil Blade Options



Typical Section

|         |           |   |   |             |
|---------|-----------|---|---|-------------|
| DATE    | ARCHITECT |   |   | CUSTOMER    |
| PROJECT |           |   |   |             |
| ITEM    | QTY       | W | H | DESCRIPTION |
|         |           |   |   |             |
|         |           |   |   |             |
|         |           |   |   |             |
|         |           |   |   |             |
|         |           |   |   |             |

**SUN SHADES – Model SSE-84 / series**

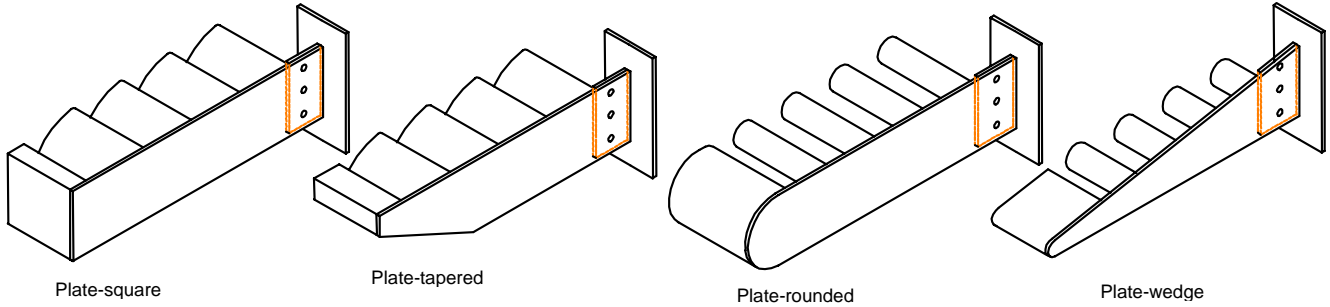


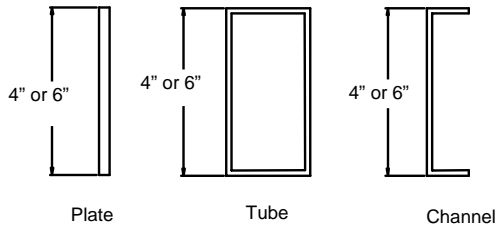
Plate-square

Plate-tapered

Plate-rounded

Plate-wedge

**Outrigger Options**

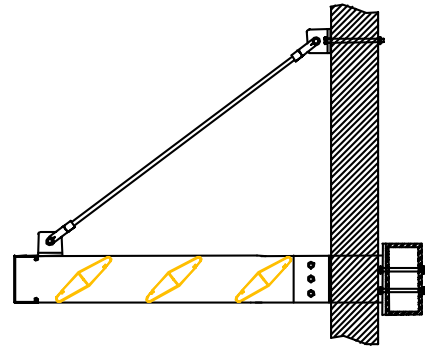


Plate

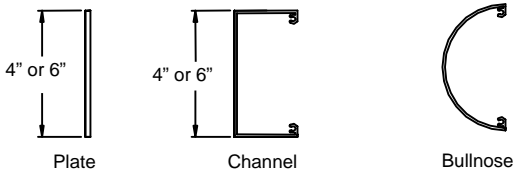
Tube

Channel

**Outrigger Profile Options**



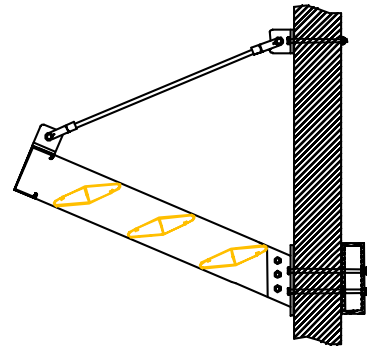
Suspension Rod (over 32" deep)



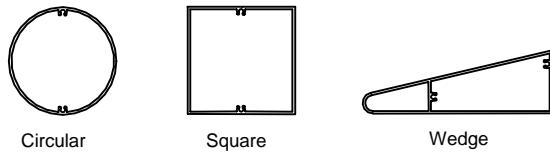
Plate

Channel

Bullnose



Suspension Rod, Tilted 20 deg. Upward

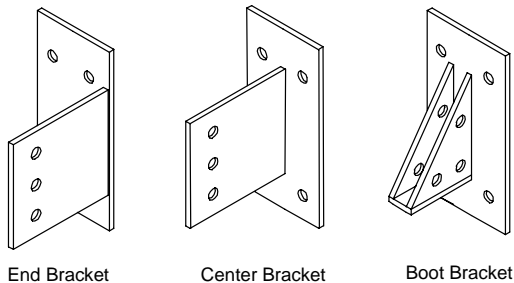


Circular

Square

Wedge

**Fascia Options**

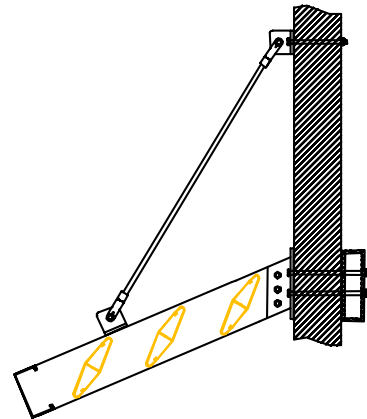


End Bracket

Center Bracket

Boot Bracket

**Mounting Bracket Options**



Suspension Rod, Tilted 20 deg. Downward